

**WINDHAM NORTHEAST UNION ELEMENTARY SCHOOL DISTRICT  
REPORT AND BUDGET REVIEW**

**\*\*ANNUAL MEETING\*\***

**THURSDAY, APRIL 9, 2020 @ 6:30 P.M.  
@ BELLOWS FALLS UNION HIGH SCHOOL AUDITORIUM**



**Grafton Elementary School  
Principal, Elizabeth Harty  
Secretary, MaryBeth Culver  
Telephone: 802-843-2495**

**Westminster Center  
School  
Principal, Doug Kussius  
Administrative  
Assistant, Trish Adams  
Telephone: 802-722-3241**



**All Voting Will Be Done "On The Floor" At The Meeting**

## WNUESD TABLE OF CONTENTS

Annual Meeting Warning.....	1
July 17, 2019 Transitional Board Minutes.....	4
Board Chair Report.....	7
Grafton Elementary School Principal Report.....	10
Westminster Community School Principal Report.....	11
WNUESD FY21 Budget Summary.....	13
Three Prior Years Comparison.....	14
FY21 WNUESD Proposed Revenue .....	15
FY21 WNUESD Proposed Expenditure .....	16
Superintendent Report.....	38
WNESU FY21 Page Marker.....	39
FY21 WNESU Proposed Revenue .....	40
FY21 WNESU Proposed Expenditure.....	43

**WARNING**  
**ANNUAL MEETING**  
**Windham Northeast Union Elementary School District**  
**Athens • Grafton • Westminster**

---

The legal voters of the Windham Northeast Union Elementary School District, consisting of the Towns of Athens, Grafton and Westminster, Vermont, are hereby warned to meet at the Bellows Falls Union High School in Westminster, Vermont on Thursday, April 9, 2020, at 6:30 P.M. to act on Articles 1 through 9:

- ARTICLE 1 To elect by ballot, the following members of the district from among its qualified voters, to serve either a one-year term, or until the Supreme Court of the State of Vermont reverses the order of the consolidation order of the State Board of Education, whichever comes first:
- Moderator
  - Clerk
  - Treasurer
- ARTICLE 2 Shall the voters of this District note for the record, that this proceeding is being undertaken under protest; that it continues to support the "Athens" lawsuit seeking to overturn the Vermont State Board of Education Report and Consolidation Order of November 20, 2018; that no actions taken at this meeting are intended as an affirmation or agreement with the legality of that order.
- ARTICLE 3 Shall the assembled voters of the Windham Northeast Union Elementary School District appropriate the sum of \$6,792,186.51 (Six million, seven hundred ninety-two thousand, one hundred eighty-six dollars and fifty-one cents) which is the amount that the Board has determined to be necessary for the ensuing year? It is estimated that this proposed budget, if approved, will result in education spending of \$18,734 (Eighteen thousand, seven hundred thirty-four dollars) per "equalized pupil" under the current state formula for calculating this figure.
- ARTICLE 4 Shall the Windham Northeast Union Elementary School District apply the sum of \$100,000 (One hundred thousand dollars) from fiscal year FY19 surplus to create a Tuition Reserve Fund to be used to cover allowable variations in charges incurred when tuitioning our District's Middle school children, and to authorize the Board to expend such funds?
- ARTICLE 5 Shall the Windham Northeast Union Elementary School District apply the sum of \$24,166 (Twenty-four thousand, one hundred sixty-six dollars) from the fiscal year FY19 surplus to create a Capital Reserve Fund to be used to deal with building, facilities or unanticipated capital expenses, and to authorize the Board to expend such funds?

ARTICLE 6 Shall the voters of the Windham Northeast Union Elementary School District authorize the District, through its Board, to borrow funds, as needed, consistent with the budget as approved, on the credit of the District for its current expenses, in anticipation of tax revenues and receipt of money due from state aid and other sources?

ARTICLE 7 Notwithstanding the objections of the Windham Northeast Union Elementary School District and its constituent School Boards to the forced consolidation of the Westminster, Athens, and Grafton School Districts; and without prejudicing the right of those districts to resume operations in the event of favorable court decisions, and without prejudicing the right of the voters to modify or replace these terms of office or any provision of the Interim Articles of Agreement at their discretion...

Shall the voters of the Windham Northeast Union Elementary School District nominate and elect Board members according to the Interim Articles of Agreement; to serve either for the terms stated, or until the State Board of Education's Consolidation Order is vacated by the Supreme Court of the State of Vermont?

*Reserved for residents of Athens, to be elected at large by the District;*

- 1 member for a one-year term beginning April 10, 2020 and for every two years thereafter.
- 1 member for a two-year term beginning April 10, 2020 and for every two years thereafter.

*Reserved for residents of Westminster, to be elected at large by the District;*

- 1 member for a one-year term beginning April 10, 2020 and for every two years thereafter.
- 1 member for a two-year term beginning April 10, 2020 and for every two years thereafter.

*Reserved for residents of Grafton, to be elected at large by the District;*

- 1 member for a one-year term beginning April 10, 2020 and for every two years thereafter.
- 1 member for a two-year term beginning April 10, 2020 and for every two years thereafter.

ARTICLE 8 Shall the District vote to set annual compensation for and pay its Officers and Board members for their terms of service?

ARTICLE 9 Shall the Voters of the Windham Northeast Union Elementary School District transact any other non-binding business proper to be brought before the members of the District?


- (Under Article 9 - See attached article recommended by the School District's Attorney as an example, below).

**Consultation with Town School Advisory Committee/Commissions**

- A) Any amendment to these Articles of Agreement; or
- B) Any material change in governance structure; or
- C) Any material change in the reconfiguration of grade levels or utilization of educational facilities.

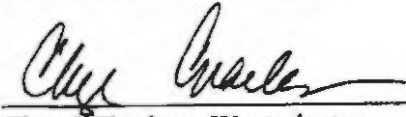
Dated in the County of Windham and State of Vermont on this 2<sup>nd</sup> day of March 2020

**Windham Northeast Union Elementary School District  
Transitional Board Members**




Jack Bryar, Chair - Grafton


Melissa Carlstrom - Westminster




Cheryl Charles - Westminster



Charles Chase - Athens



Lynn Morgan - Athens



Jessa Westclark, Clerk - Grafton

**Transitional Board Member terms expire upon the nomination and election of School Board members by the Annual Meeting of the District, or upon the successful appeal of the consolidation order by the Vermont State Supreme Court, whichever comes first.**

(3)

**WINDHAM NORTHEAST UNION ELEMENTARY SCHOOL DISTRICT**  
**Transitional Board Meeting - Wednesday, July 17, 2019**  
**Grafton Elementary School @ 6:00 p.m.**  
*(Minutes, Draft, Subject to Approval)*

1. **Call to Order:** Jack Bryar called the meeting to order at 6:03 pm.
2. **Consider Adjustments/Amendments to Agenda:**
  - a. 3a, Approve Minutes
  - b. 4c, Assign members to negotiations committee,
  - c. 4d, approve teacher contract,
  - d. 4e confirm meeting times

3. **Communications and Public Comments:**

**David Clark:** said that he has come to be entertained.  
**Jack Bryar:** 'then you have come to the wrong place.'

3. **New Business for Discussion/Action**

**a. Assign Members to SU Board and Sub Committees/Town Boards**

Jack Bryar: the town boards that make up the SU board would like it if all the original members from the Athens, Grafton and Westminster boards attended SU meetings, reserving their right to vote, while not voting. There needs to be three voting members.

Jack Bryar opened nominations.

*Lynn Morgan nominated Charles Chase.*  
*Jack Bryar seconded*

*Jack Bryar nominated Cheryl Charles.*  
*Charles Chase seconded.*

*Jack Bryar nominated Jessa Westclark.*  
*Charles Chase seconded.*

*Jack Bryar nominated himself as an alternate.*

*Hearing no further nominations, Lyn Morgan moved to close nominations and to direct the board chair to cast one ballot for Charles Chase, Cheryl Charles, and Jessa Westclark as voting members, and Jack Bryar as an alternate member to the WNESU board,*

**David Clark:** coincidently enough, I am the chair of the WNESU board. My position is that all members of the boards are members of the SU board. However, the number of voting members is somewhat less. I encourage all of the board members to participate, and for former board members to come as well. They will be encouraged to participate.

(4)

**Cheryl Charles:** agreed that it is important to encourage all of the members that were members up to July 1, to participate in these meetings.

**Jack Bryar:** hopes that the designated voting members will hear out and faithfully represent the collective consensus of the original members so that we can preserve the sentiment that we had. Mr. Bryar said that the Westminster school board wishes to meet, though their standing is in questions.

**Jack Bryar moved to form two committees to be know as the town board of Athens/Grafton and the town board of Westminster, and that the designated members of those committees be the members of the boards that were constituted as of June 30, 2019.**

**Jack Bryar:** said that he would encourage that those committee meetings be held concurrent with this board's meetings.

**Cheryl Charles:** the Westminster school board continues to meet monthly. Those board members are elected members with certain duties and oversights as well as a responsibility to prepare to report at the next Town Meeting. In this spirit, Ms. Charles said that this is a wonderful idea. It would be constructive to propose this as a recommendation to the other town boards.

**The motion passed.**

**a. Designate Members to Sign Warrants:** Four signatures are needed.

**Jack Bryar moved that any two members of the WNUESD transitional board be authorized to sign warrants on behalf of the board.**

**The motion passed.**

**c. Appoint Members to the Negotiations Committee:**

David Clark: pointed out that there is a meeting tomorrow at 2:00 pm.

Jack Bryar: asked David Clark if alternates can be used?

David Clark: said in the past the high school had designated Steve Fine as negotiation member and Steve Major as an alternate. Though in practice Mr. Clark is not aware that the Mr. Major filled that capacity, there is no reason that an alternate cant be appointed.

Jack Bryar moved to appoint himself as representative to the negotiation committee and

**appointed Cheryl Charles as alternate.**

**The motion passed.**

**d. Approve Teacher Contract:**

**Jack Bryar:** asked if we want to have the contracts distributed and sign them, or do we want to have a motion tonight to approve them even though we do not have a copy inform us?

**Cheryl Charles moved to approve the Professional Staff Collective Bargaining Agreement as negotiated and agreed on.**

**The motion passed.**

(5)

e. Confirm Meeting Times

Cheryl Charles moved that meetings be held on the First Thursday of the month if needed, and the third Thursday of the month at 6:30 pm.

Lyn Morgan offered a friendly amendment that meeting locations alternate between Athens/Grafton and Westminster Elementary schools.

The motion passed as amended.

**Lynn Morgan:** asked Edie Cole about being over the spending threshold?

**Edie Cole:** there is no additional penalty, there will be no double tax on anything over the threshold.

**Jack Bryar:** asked if Ms. Cole would work with him on drafting a letter for the paper to clarify some of these issues.

**Edie Cole:** said anytime Friday.

**Cheryl Charles:** said thank you to everyone here and the many that were with us on Monday.

5. Adjournment:

Cheryl Charles moved to adjourn at 6:36 pm.

The motion passed.

Respectfully Submitted,  
Josh Aberman

(6)



## Windham Northeast Union Elementary School District Board Chair Report

To the voters of the towns of Athens, Grafton, and Westminster, (together making up the state-consolidated Windham Northeast Union Elementary School District).

Please review the proposed budget and other articles recommended by your "Transitional" WNUESD Board for operating our public elementary schools for the coming year.

### THE BUDGET:

We are recommending a budget of \$6,792,186.51. This represents a reduction from the \$6,959,645.23 that you approved last year. The Board and the administrators of our district have worked very hard to offset the natural increases brought by salary increases and Supervisory Union costs that increased by roughly 5%

I wish I could report that state support of our schools has remained the same, but reductions in state support, the loss of our small schools grant and changes in the "equalized pupil" formula have negatively impacted our tax rates despite the savings we have made. The current formula calculates our spending per "equalized pupil" as \$18,734.37, which is a 1.39% increase over last year.

The Board urges you to support this budget, as we believe it is essential for the functioning of our two schools. A vote on this budget is scheduled as part of our "District Meeting" scheduled for 6:30 p.m. on Thursday, April 9, at the Bellows Falls Union High School in Westminster, Vermont.

This meeting will be an opportunity for a broader discussion of our community's educational priorities. Unlike an Australian ballot vote, those attending can discuss the budget, ask questions, and even amend the total amount if they wish.

The "Warning" and agenda for that meeting are enclosed.

At that meeting we shall ask you to decide how to allocate a small surplus from operations conducted prior to our merger. The Board has recommended establishing a "Tuition Reserve Fund" of \$100,000 to cover surprise variations in charges we incur to send middle school students to school. We have also recommended creating a small "capital reserve" fund of \$23,166.00 to deal with unexpected building issues in the coming year.

(7)

## **BUDGET (BY OLD DISTRICT):**

At the time of this writing, the Supreme Court of Vermont has yet to rule on the "Athens" lawsuit that asks to overturn our consolidation by the State Board of Education. We may win. We may not.

Should we win, we have tried to make the process of reversion back to individual districts as easy as possible. To the greatest extent we can, we have identified separate budget items belonging to Athens/Grafton and Westminster Schools. There remains a substantial number of items the state requires we keep together (for now). These will need to be teased apart should we be able to separate.

Costs assignable to Athens/Grafton:

\$ 1,400,593.59

Costs assignable to Westminster:

\$ 3,954,921.49

Costs assigned to the merged district (to be separated):

\$ 1,436,671.43

Total

\$ 6,792,186.51

If we win our court case, your individual town districts will resume and you will be asked to vote on fully separate, town-district budgets at a later date.

## **THE SU BUDGET:**

Many of you have noticed that your high school and elementary schools "buy" a growing number of services from the Windham Northeast Supervisory Union. These include food services, special education, transportation, etc. You have a right to know just what THAT budget looks like, so we have attached it as well.

## **GOVERNANCE:**

We would also like to ask you whether it is time to pick members of the Governing Board of the Unified District, under the rules imposed by our "interim articles of agreement." Currently we are operating as a "transitional board" selected from members of the old town school boards, in elections that took place some time ago. Under the "interim articles" the April meeting would collectively nominate and collectively select two residents of each town to serve limited terms as Board members at least until the Supreme Court of Vermont determines whether our unified district is permanent. Selecting representatives does not mean we are asking you to approve the merger or how it was imposed. It is an issue of how to maintain democratic governance in trying circumstances. I hope to discuss this in more detail at the April meeting.

## **CHANGES TO COME:**

No matter what else happens in the next year, change is in the air. To help us manage those changes we have asked your local town governments to create "educational advisory" bodies. We hope they can help us look at long term planning issues, ensure that the voices of our individual communities are heard as we move forward, and provide guidance about how we might better govern this district, should it become permanent.

Next year will bring several changes at the Supervisory Union and at our local schools. Our long-time Finance Director Edie Lou Cole is retiring and our Westminster Principal, Doug Kussius will be taking a job almost an hour closer to his home in Quechee. The immense contributions they have made simply can't be understated. I hope you join me in wishing them all the best.

## **WHAT IS CONSTANT:**

One of the greatest pleasures any of us have serving you all is the opportunity to see the creativity and energy that our teaching community and support staff brings to the task of educating our students. Their energy, enthusiasm and the skill they bring to their jobs is absolutely remarkable. And the kids are wonderful.

Respectfully Submitted,

Jack Bryar  
Chair of the Transitional Board  
Windham Northeast Union Elementary School District

# Grafton Elementary School



PO Box 226, 56 School Street  
Grafton, VT 05146-0226  
Phone: (802) 843-2495  
Fax: (802) 843-2911

Elizabeth Harty  
Principal

December 15, 2019

Dear Athens and Grafton Communities,

This year marks our first year as the newly formed Windham Northeast Union Elementary School District (WNUESD). We have merged school boards with Westminster Community Schools. This has no negative impact on our daily learning, but allows us to collaborate and share initiatives that benefit all students. We are able to continue thriving as the unique community school that we are, while accessing programs that were not available to our students in years past (i.e. Studio Y).

GES has committed to our Farm to School efforts. We sent a team to the summer FEED conference at Shelburne Farms with staff from both schools. This conference helped us file a joint Farm to School grant application and grow our connection to our local food sources. GES has planted and harvested our school garden, conducted taste tests within classrooms, and hosted Harvest Lunches for families highlighting the Harvest of the Month.

With Westminster, we are currently in the process of applying for a 21Century grant. These funds will help build robust afterschool and summer programming, providing strong enrichment and academic opportunities for all students K-6.

GES has adopted a new reading system: Fountas & Pinnell Classroom. This is a resource that supports consistent and effective literacy instruction involving guided reading, phonics and word study, and interactive read aloud. Not only are teachers embracing this new resource, but students are devouring the new books! Students are benefiting from increased exposure to authentic text along with direct instruction at their instructional level.

GES benefits from the many parents and volunteers who enrich our learning experiences. Thanksgiving Feast, Holiday Bazaar, and the Circus Smirkus Residency are just some of our annual events that are successful because of our PTG and community partners.

Thank you, Grafton and Athens communities, for consistently supporting our school. I am privileged and humbled to serve our students, parents, and the community, and to work with many wonderful educators. I truly look forward to seeing the students come through the door each day.

Respectfully Submitted,  
Liz Harty

(10)



## Westminster Community Schools

Doug Kussius, Principal  
Trish Adams, Administrative Assistant  
[www.wnesu.org/wcs](http://www.wnesu.org/wcs)  
802-722-3241

Westminster Community Schools is in its first year as a member of the newly merged Windham Northeast Union Elementary School District. Our day to day operations have had no ill effects from this new relationship. Athens/Grafton Elementary and WCS have used the new arrangement to improve the program at both schools through collaboration and shared initiatives while preserving the integrity of each school's unique character and programs.

Westminster Community Schools, along with our sister school in Grafton, have renewed our Farm to School efforts. We sent a team to the summer FEED conference at Shelburne Farms with staff from both schools. This conference helped us file a joint Farm to School grant application and kindle our ongoing connection to our local food sources. Westminster's Harvest Feast celebration was produced almost entirely from our very own garden. The food was planted by students, crops tended (in part) by students, and vegetables harvested and prepared by students. We are lucky to have our farm to school coordinator (aka our librarian) guide this massive undertaking.

We are currently in the process of reapplying for the 21st Century Learner's Grant (21C). This grant, in large part, funds our After School Program and Summer Program. We are excited to have the Athens/Grafton school join us in this round of the application process. We will have two sites, with two distinct personalities. Both schools benefit from the grant application as Westminster has the advantage of being able to show we are expanding to help more students, and Grafton Elementary School has the benefit of our long and successful track record as a 21C site.

We intentionally do not have many new initiatives this year. Just like with our renewed Farm to School programming, our goal this year is to do what we do--better! Fueled in part by the constant reflection and goal setting, we will also be conducting our second student-led conferences this spring. Student-led conferences put students in the driver's seat of their education as they discuss their growth in academics and habits of character. Studio Y Goes West, our immersive project-based learning experience housed in the West West building, continues to go strong. We are also spending a lot of time as a staff working on our collaboration. Our team meetings focus on ensuring we are continually monitoring the growth and success of each student and help us provide the best learning experiences possible in a safe and caring environment.

At the time of this writing, we are developing what is essentially our first joint budget. The budget you will vote on aims to protect the programs and traditions special and unique to Westminster Community Schools while balancing the need to reduce the tax implications for Grafton and Athens.

As changes continue to occur in our state and district, we at Westminster Community Schools strive to remain focused on providing rigorous academics in a caring and supportive environment. I want to thank this wonderful community for your impressive dedication and support. Your engagement and commitment allow us to create, maintain, and continue to improve such a special place.

(11)

Respectfully submitted,  
Doug Kussius, Principal

(12)

**Finance Office Summary  
WNUESD FY 2021 Budget**

The total for the 2021 District Budget is \$6,792,186.51 which is a DECREASE from last year's 2020 budget of \$6,959,643.21 partially due to a decrease in enrollment.

2019 WCS population: Grades K -6 - 191 \*

2020 WCS population: Grades K- 6 - 176 \*

2019 GES population: Grades K – 6 - 61 \*

2020 GES population: Grades K – 6 - 50 \* Pre-K not included

WNUESD Budget 2020     \$6,959,643.21

WNUESD Budget 2021     \$6,792,186.51

(\$ 167,488.72) or (2.41%)

Costs assignable to Athens/Grafton:     \$ 1,400,593.59

Costs assignable to Westminster:         3,954,921.49

Costs assignable to the merged district:   1,436,671.43

Total 2021 Budget:                         \$ 6,792,186.51

(13)

District: Windham Northeast Union Elementary School District su: Windham Northeast		U095 Windham County		Property tax per equalized yield \$10,883	Homestead tax rate per \$10,883 of assessed value per equalized pupil 1.00	Income dollar equivalent yield per 2.0% of household income
		FY2018	FY2019	FY2020	FY2021	
<b>Expenditures</b>						
1.	Adopted or warned union district budget (including special programs and full technical center expenditures)	-	-	\$6,959,845	\$6,792,187	1.
2.	Sum of separately warned articles passed at union district meeting	-	-	-	-	2.
3.	Adopted or warned union district budget plus articles	-	-	\$6,959,845	\$6,792,187	3.
4.	Obligation to 3 Regional Technical Center School District if any	-	-	-	-	4.
5.	Prior year deficit repayment of deficit	-	-	-	-	5.
6.	<b>Total Union Budget</b>	-	-	<b>\$6,959,845</b>	<b>\$6,792,187</b>	6.
7.	S.U. assessment (included in union budget) - informational data	-	-	-	\$1,539,760	7.
8.	Prior year deficit reduction (if included in union expenditure budget) - informational data	-	-	-	-	8.
<b>Revenue</b>						
9.	Union revenues (categorical grants, donations, tuitions, surplus, federal, etc.)	-	-	\$ 74,900	\$159,281	9.
10.	<b>Total offsetting union revenues</b>	-	-	<b>\$274,890</b>	<b>\$159,281</b>	10.
11.	<b>Education Spending</b>	-	-	<b>\$6,684,655</b>	<b>\$6,632,905</b>	11.
12.	Windham Northeast Union Elementary School District equalized pupils	-	-	361.78	354.05	12.
<b>Education Spending per Equalized Pupil</b>						
13.	Less net eligible construction costs (or P&I) per equalized pupil	-	-	\$323.35	\$318.00	13.
14.	Less share of SpEd costs in excess of \$50,000 for an individual (per eqpup)	-	-	\$8.94	\$9.00	14.
15.	Less amount of deficit if deficit is SOLELY attributable to tuitions paid to public schools for grades the district does not operate for new students who moved to the district after the budget was passed (per eqpup)	-	-	\$319.35	-	15.
16.	Less SpEd costs if excess is solely attributable to new SpEd spending if district has 20 or fewer equalized pupils (per eqpup)	-	-	-	-	16.
17.	Estimated costs of new students after census period (per eqpup)	-	-	-	-	17.
18.	Total tuitions if tuitioning ALL K-12 unless electorate has approved tuitions greater than average announced tuition (per eqpup)	-	-	-	-	18.
19.	Less planning costs for merger of small schools (per eqpup)	-	-	-	-	19.
20.	Teacher retirement assessment for new members of Vermont State Teachers' Retirement System on or after July 1, 2015 (per eqpup)	-	-	-	\$35.00	20.
21.	Excess spending threshold	Threshold = \$17,880 \$17,386.00	Threshold = \$17,810 \$17,815.00	Threshold = \$18,511 \$18,311.00	Threshold = \$18,750 \$18,756.00	21.
22.	Excess Spending per Equalized Pupil over threshold (if any)	-	-	-	-	22.
23.	Per pupil figure used for calculating District Equalized Tax Rate	-	-	\$18,477	\$18,734.37	23.
24.	Union spending adjustment (minimum of 100%)	-	-	173.527%	172.143%	24.
25.	Anticipated equalized union homestead tax rate to be prorated [\$18,734.37 + (\$10,883 / \$1.00)]	based on yield \$10,900	based on yield \$10,820	based on \$10,845	based on yield \$10,883	25.
26.	Prorated homestead union tax rates for members of Windham Northeast Union Elementary School District					
		FY2018	FY2019	FY2020	FY2021	FY20 P
T008	Athens	-	-	1.2371	1.0666	no tax
T082	Grafton	-	-	0.9998	1.0363	2.1%
T234	Westminster	-	-	1.2840	1.3113	2.2%
27.	Prorated income cap percent to be prorated from Windham Northeast Union Elementary School District [(\$18,734.37 + \$13,398) x 2.00%]	0.00% based on 2.00%	0.00% based on 2.00%	2.83% based on 2.00%	2.80% based on 2.00%	27.
<b>Prorated union income cap percentage for members of Windham Northeast Union Elementary School District</b>						
		FY2018	FY2019	FY2020	FY2021	FY20 P
T008	Athens	-	-	2.21%	1.94%	no cap
T082	Grafton	-	-	1.81%	1.81%	with cap
T234	Westminster	-	-	2.10%	2.05%	with cap

- Following current statute, the Tax Commissioner recommended a property yield of \$10,883 for every \$1.00 of homestead tax per \$100 of equalized property value. The Tax Commissioner also recommended an income yield of \$13,396 for a base income percent of 2.0% and a non-residential tax rate of \$1.654. New and updated data will likely change the proposed property and income yields and perhaps the non-residential rate.  
 - Final figures will be set by the Legislature during the legislative session and approved by the Governor.  
 - The base income percentage cap is 2.0%.

(14)



**FY21 WNUESD Proposed Budget Revenues**

BUDGET UNIT	BUDGET UNIT Title	Account	Account Title	FY20 BUDGET	FY21 PROPOSED BUDGET	VARIANCE	VARIANCE %
<b>General Fund</b>							
101200601117	ED SPENDING PRE-K	43110	ATHENS ED SPENDING GRANT	34,939.49	0.00	(34,939.49)	-100.00%
101208201117	ED SPENDING PRE-K	43110	GRAFTON ED SPENDING GRANT	33,102.36	0.00	(33,102.36)	-100.00%
101133401117	ED SPENDING- PRE-K	43110	WEST ED SPENDING GRANT	159,163.49	0.00	(159,163.49)	-100.00%
101309501117	ED SPENDING- PRE-K	43110	EDUCATION SPENDING GRANT	0.00	181,362.00	181,362.00	
101200611113	SM SCHOOLS SUPPORT GRANT	43145	SMALL SCHOOLS GRANT	46,215.00	0.00	(46,215.00)	-100.00%
101200611113	SM SCHOOLS SUPPORT GRANT	43146	SMALL SCHOOLS FIN STAB	35,945.00	0.00	(35,945.00)	-100.00%
101208211113	SM SCHOOLS SUPPORT GRANT	43145	SMALL SCHOOLS GRANT	43,785.00	0.00	(43,785.00)	-100.00%
101208511113	SM SCHOOLS SUPPORT GRANT	43146	SMALL SCHOOLS FIN STAB	34,055.00	0.00	(34,055.00)	-100.00%
101133431217	SP ED EXPENDITURE REIMB	43202	SPED REIMBURSE-INTENSIVE	30,154.00	0.00	(30,154.00)	-100.00%
101309531217	SP ED EXPENDITURE REIMB	43202	SPED REIMBURSE-INTENSIVE	0.00	19,040.00	19,040.00	
101208251115	LOCAL REVENUE	41510	INVEST INTEREST EARNED	11.84	0.00	(11.84)	-100.00%
101112051115	LOCAL REVENUE	41510	INVEST INTEREST EARNED	220.00	0.00	(220.00)	-100.00%
101133451115	LOCAL REVENUE	41510	INVEST INTEREST EARNED	1,299.89	0.00	(1,299.89)	-100.00%
101133451115	LOCAL REVENUE	41510	INVEST INTEREST EARNED	0.00	2,000.51	2,000.51	
101309551115	LOCAL REVENUE	41990	MISC OTHER LOCAL REVENUE	0.00	0.00	0.00	
101200651117	ED SPENDING	43110	ATHENS ED SPENDING GRANT	976,795.51	0.00	(976,795.51)	-100.00%
101208251117	ED SPENDING	43110	GRAFTON ED SPENDING GRANT	860,193.64	0.00	(860,193.64)	-100.00%
101133451117	ED SPENDING	43110	WEST ED SPENDING GRANT	4,620,460.51	0.00	(4,620,460.51)	-100.00%
101309551117	ED SPENDING	43110	EDUCATION SPENDING GRANT	0.00	6,451,542.21	6,451,542.21	
101133451115	LOCAL REVENUE	45400	PRIOR YEAR CARRYOVER	0.00	138,241.79	0.00	
<b>Total General Fund</b>				<b>6,876,340.73</b>	<b>6,792,186.51</b>	<b>(84,154.22)</b>	<b>-1.22%</b>
<b>After School Program</b>							
103112011810	ASP A/G	41911	PARENTAL FEES	0.00	0.00	0.00	
103112011810	ASP A/G	41922	CONTRIBUTIONS/DONATIONS	0.00	0.00	0.00	
103112011810	ASP A/G	41990	MISC OTHER LOCAL REVENUE	0.00	0.00	0.00	
103133411810	ASP WES	41911	PARENTAL FEES	17,614.50	0.00	(17,614.50)	-100.00%
103133411810	ASP WES	41922	CONTRIBUTIONS/DONATIONS	0.00	0.00	0.00	
103133411810	ASP WES	41990	MISC OTHER LOCAL REVENUE	0.00	0.00	0.00	
103309511810	AFTER SCHOOL PROGRAM REV	41922	CONTRIBUTIONS/DONATIONS	0.00	0.00	0.00	
103133411810	AFTER SCHOOL PROGRAM REV	41990	HOLT FUNDS	11,690.00	0.00	(11,690.00)	-100.00%
103133411810	AFTER SCHOOL PROGRAM REV	43190	OTHER UNRESTRICTED GRANTS	40,500.00	0.00	(40,500.00)	-100.00%
103112011810	AFTER SCHOOL PROGRAM REV	45200	INTER-FUND TRANSFERS	3,500.00	0.00	(3,500.00)	-100.00%
103133411810	AFTER SCHOOL PROGRAM REV	45200	INTER-FUND TRANSFERS	10,000.00	0.00	(10,000.00)	-100.00%
<b>Total After School Program</b>				<b>83,304.50</b>	<b>0.00</b>	<b>(83,304.50)</b>	<b>-100.00%</b>
<b>GRAND TOTAL</b>				<b>6,959,645.23</b>	<b>6,792,186.51</b>	<b>(167,458.72)</b>	<b>-2.41%</b>

(15)

## FY21 WNUESD Proposed Budget

### Annual Budget Report - Expenditures

Fund	Location	Program	Function	Level	Account	Account Title	FY19 Actual	FY20 YTD Actual	FY20 Budget	FY21 Proposed Budget	Variance	Variance %	
101 GENERAL FUND	1120 ATHENS/GRAFTON JT CON SCH	11 REGULAR EDUCATION	1101 DIRECT INSTRUCTION	01 PREKINDERGARTEN	5562	TUITN TO PRIV VT LEAS	-	33,560.00	50,340.00	32,000.00	(18,340.00)	(36.43%)	
					<b>5562</b>	<b>- Total</b>	-	<b>33,560.00</b>	<b>50,340.00</b>	<b>32,000.00</b>	<b>(18,340.00)</b>	<b>(36.43%)</b>	
					5593	SU ASSESSMENTS	-	30,410.92	-	-	-	-	
					<b>5593</b>	<b>- Total</b>	-	<b>30,410.92</b>	-	-	-	-	
					<b>01 - Total</b>	-	<b>63,970.92</b>	<b>50,340.00</b>	<b>32,000.00</b>	<b>(18,340.00)</b>	<b>(36.43%)</b>		
					11 ELEMENTARY (K-6)	5111	TEACHERS	-	325,706.49	338,655.00	338,920.80	265.80	0.08%
						<b>5111</b>	<b>- Total</b>	-	<b>325,706.49</b>	<b>338,655.00</b>	<b>338,920.80</b>	<b>265.80</b>	<b>0.08%</b>
						5131	SUBSTITUTES	-	2,635.00	6,600.00	6,600.00	-	-
						<b>5131</b>	<b>- Total</b>	-	<b>2,635.00</b>	<b>6,600.00</b>	<b>6,600.00</b>	-	-
						5211	HEALTH INSURANCE	-	43,276.69	36,100.80	48,917.43	12,816.63	35.50%
						<b>5211</b>	<b>- Total</b>	-	<b>43,276.69</b>	<b>36,100.80</b>	<b>48,917.43</b>	<b>12,816.63</b>	<b>35.50%</b>
						5217	FSA, HRA, HSA ADMIN FEES	-	9,565.99	162.15	215.28	53.13	32.77%
						<b>5217</b>	<b>- Total</b>	-	<b>9,565.99</b>	<b>162.15</b>	<b>215.28</b>	<b>53.13</b>	<b>32.77%</b>
						5219	HRA	-	10,937.43	5,600.00	8,640.00	3,040.00	54.29%
						<b>5219</b>	<b>- Total</b>	-	<b>10,937.43</b>	<b>5,600.00</b>	<b>8,640.00</b>	<b>3,040.00</b>	<b>54.29%</b>
						5220	FICA	-	25,861.12	26,412.01	26,432.34	20.33	0.08%
						<b>5220</b>	<b>- Total</b>	-	<b>25,861.12</b>	<b>26,412.01</b>	<b>26,432.34</b>	<b>20.33</b>	<b>0.08%</b>
						5232	VSTRS--OPEB	-	-	3,518.52	3,139.20	(379.32)	(10.78%)
						<b>5232</b>	<b>- Total</b>	-	-	<b>3,518.52</b>	<b>3,139.20</b>	<b>(379.32)</b>	<b>(10.78%)</b>
						5251	TUITION REIMBURSEMENT	-	464.00	2,000.00	2,000.00	-	-
						<b>5251</b>	<b>- Total</b>	-	<b>464.00</b>	<b>2,000.00</b>	<b>2,000.00</b>	-	-
						5261	UNEMPLOYMENT COMPENSATION	-	-	2,000.00	2,000.00	-	-
						<b>5261</b>	<b>- Total</b>	-	-	<b>2,000.00</b>	<b>2,000.00</b>	-	-
						5271	WORKERS COMPENSATION	-	-	2,350.50	2,073.12	(277.38)	(11.80%)
						<b>5271</b>	<b>- Total</b>	-	-	<b>2,350.50</b>	<b>2,073.12</b>	<b>(277.38)</b>	<b>(11.80%)</b>
						5281	DENTAL	-	1,662.47	2,100.00	1,750.00	(350.00)	(16.67%)
						<b>5281</b>	<b>- Total</b>	-	<b>1,662.47</b>	<b>2,100.00</b>	<b>1,750.00</b>	<b>(350.00)</b>	<b>(16.67%)</b>
						5292	LIFE	-	57.94	73.87	77.76	3.89	5.27%
						<b>5292</b>	<b>- Total</b>	-	<b>57.94</b>	<b>73.87</b>	<b>77.76</b>	<b>3.89</b>	<b>5.27%</b>
						5294	LTD	-	904.40	956.88	1,220.11	263.23	27.51%
						<b>5294</b>	<b>- Total</b>	-	<b>904.40</b>	<b>956.88</b>	<b>1,220.11</b>	<b>263.23</b>	<b>27.51%</b>
						5295	CASH IN LIEU	-	-	-	2,000.00	2,000.00	-
						<b>5295</b>	<b>- Total</b>	-	-	-	<b>2,000.00</b>	<b>2,000.00</b>	-
		5321	PROFESSIONAL EDU SERVICES	-	300.00	1,500.00	1,500.00	-	-				
		<b>5321</b>	<b>- Total</b>	-	<b>300.00</b>	<b>1,500.00</b>	<b>1,500.00</b>	-	-				
		5322	504/EST SERVICES	-	-	1,000.00	1,000.00	-	-				
		<b>5322</b>	<b>- Total</b>	-	-	<b>1,000.00</b>	<b>1,000.00</b>	-	-				
		5341	OTHER PROFESSNL SERVICES	-	-	1,500.00	1,500.00	-	-				
		<b>5341</b>	<b>- Total</b>	-	-	<b>1,500.00</b>	<b>1,500.00</b>	-	-				
		5352	ASSISTIVE TECHNOLOGY	-	500.00	-	-	-	-				
		<b>5352</b>	<b>- Total</b>	-	<b>500.00</b>	-	-	-	-				
		5581	TRAVEL	-	170.08	400.00	400.00	-	-				
		<b>5581</b>	<b>- Total</b>	-	<b>170.08</b>	<b>400.00</b>	<b>400.00</b>	-	-				
		5593	SU ASSESSMENTS	-	38,634.29	36,571.71	-	(36,571.71)	(100.00%)				
		<b>5593</b>	<b>- Total</b>	-	<b>38,634.29</b>	<b>36,571.71</b>	-	<b>(36,571.71)</b>	<b>(100.00%)</b>				
		5611	GENERAL SUPPLIES	-	6,280.03	13,000.00	13,000.00	-	-				
		<b>5611</b>	<b>- Total</b>	-	<b>6,280.03</b>	<b>13,000.00</b>	<b>13,000.00</b>	-	-				
		5612	ART SUPPLIES	-	137.66	350.00	350.00	-	-				
		<b>5612</b>	<b>- Total</b>	-	<b>137.66</b>	<b>350.00</b>	<b>350.00</b>	-	-				
		5613	MUSIC SUPPLIES	-	-	350.00	350.00	-	-				
		<b>5613</b>	<b>- Total</b>	-	-	<b>350.00</b>	<b>350.00</b>	-	-				

(16)

FY21 WNUESD Proposed Budget

Fund	Location	Program	Function	Level	Account	Account Title	FY19 Actual	FY20 YTD Actual	FY20 Budget	FY21 Proposed Budget	Variance	Variance %
					5814	PHYS ED SUPPLIES	-	-	350.00	350.00	-	-
					5814	- Total	-	-	350.00	350.00	-	-
					5641	BOOKS AND PERIODICALS	-	6,294.53	4,000.00	4,000.00	-	-
					5641	- Total	-	6,294.53	4,000.00	4,000.00	-	-
					5651	SUPPLIES-TECH RELATED	-	3,059.80	-	-	-	-
					5651	- Total	-	3,059.80	-	-	-	-
					5812	DUES AND FEES - STUDENTS	-	-	3,400.00	3,400.00	-	-
					5812	- Total	-	-	3,400.00	3,400.00	-	-
				11 - Total			-	476,447.92	488,951.44	469,836.04	(19,115.40)	(3.91%)
			31 SECONDARY (7-12)		5341	OTHER PROFESSNL SERVICES	-	20,601.00	2,000.59	2,000.00	(0.59)	(0.03%)
					5341	- Total	-	20,601.00	2,000.59	2,000.00	(0.59)	(0.03%)
					5561	TUITN TO PUB VT LEAS	-	-	813,854.00	351,665.00	(262,189.00)	(42.71%)
					5561	- Total	-	-	813,854.00	351,665.00	(262,189.00)	(42.71%)
					5562	TUITN TO PRIV VT LEAS	-	-	-	31,866.00	31,866.00	-
					5562	- Total	-	-	-	31,866.00	31,866.00	-
				31 - Total			-	20,601.00	615,854.59	385,531.00	(230,323.59)	(37.40%)
			1101 - Total				-	561,019.84	1,155,146.03	887,367.04	(267,778.99)	(23.18%)
			1401 ATHLETICS	11 ELEMENTARY (K-6)	5812	DUES AND FEES - STUDENTS	-	-	-	2,200.00	2,200.00	-
			1401 - Total				-	-	-	2,200.00	2,200.00	-
			1501 CO-CURRICULAR	11 ELEMENTARY (K-6)	5812	DUES AND FEES - STUDENTS	-	-	-	2,200.00	2,200.00	-
			1501 - Total				-	-	-	2,200.00	2,200.00	-
			2120 GUIDANCE SERVICES	11 ELEMENTARY (K-6)	5171	TECHNICAL/PROFESSNL STFF	-	22,494.95	22,776.40	35,640.00	12,863.60	56.48%
					5171	- Total	-	22,494.95	22,776.40	35,640.00	12,863.60	56.48%
					5211	HEALTH INSURANCE	-	-	-	4,731.12	4,731.12	-
					5211	- Total	-	-	-	4,731.12	4,731.12	-
					5219	HRA	-	-	-	1,600.00	1,600.00	-
					5219	- Total	-	-	-	1,600.00	1,600.00	-
					5220	FICA	-	1,720.86	1,742.40	2,726.46	984.06	56.48%
					5220	- Total	-	1,720.86	1,742.40	2,726.46	984.06	56.48%
					5251	TUITION REIMBURSEMENT	-	300.00	200.00	200.00	-	-
					5251	- Total	-	300.00	200.00	200.00	-	-
					5271	WORKERS COMPENSATION	-	-	155.06	213.84	58.78	37.91%
					5271	- Total	-	-	155.06	213.84	58.78	37.91%
					5281	DENTAL	-	-	-	210.00	210.00	-
					5281	- Total	-	-	-	210.00	210.00	-
					5292	LIFE	-	-	12.96	7.78	(5.18)	(39.97%)
					5292	- Total	-	-	12.96	7.78	(5.18)	(39.97%)
					5294	LTD	-	-	92.52	128.30	35.78	38.67%
					5294	- Total	-	-	92.52	128.30	35.78	38.67%
					5341	OTHER PROFESSNL SERVICES	-	-	20,000.00	20,000.00	-	-
					5341	- Total	-	-	20,000.00	20,000.00	-	-
					5581	TRAVEL	-	131.08	60.00	60.00	-	-
					5581	- Total	-	131.08	60.00	60.00	-	-
					5611	GENERAL SUPPLIES	-	-	50.00	50.00	-	-
					5611	- Total	-	-	50.00	50.00	-	-
					5641	BOOKS AND PERIODICALS	-	-	100.00	100.00	-	-
					5641	- Total	-	-	100.00	100.00	-	-
			2120 - Total				-	24,646.89	45,189.34	65,667.50	20,478.16	45.32%
			2131 HEALTH SERVICES	11 ELEMENTARY (K-6)	5171	TECHNICAL/PROFESSNL STFF	-	52,791.92	52,669.80	54,903.60	2,233.80	4.24%
					5171	- Total	-	52,791.92	52,669.80	54,903.60	2,233.80	4.24%
					5211	HEALTH INSURANCE	-	5,736.88	5,986.31	6,827.33	841.02	14.05%
					5211	- Total	-	5,736.88	5,986.31	6,827.33	841.02	14.05%

(17)

**FY21 WNUESD Proposed Budget**

Fund	Location	Program	Function	Level	Account	Account Title	FY19 Actual	FY20 YTD Actual	FY20 Budget	FY21 Proposed Budget	Variance	Variance %	
					5217	FSA, HRA, HSA ADMIN FEES	-	-	41.40	41.40	-	-	
					<b>5217</b>	<b>- Total</b>	-	-	<b>41.40</b>	<b>41.40</b>	-	-	
					5219	HRA	-	39.87	1,400.00	1,600.00	200.00	14.29%	
					<b>5219</b>	<b>- Total</b>	-	<b>39.87</b>	<b>1,400.00</b>	<b>1,600.00</b>	<b>200.00</b>	<b>14.29%</b>	
					5220	FICA	-	3,858.86	4,029.24	4,200.13	170.89	4.24%	
					<b>5220</b>	<b>- Total</b>	-	<b>3,858.86</b>	<b>4,029.24</b>	<b>4,200.13</b>	<b>170.89</b>	<b>4.24%</b>	
					5251	TUITION REIMBURSEMENT	-	-	250.00	250.00	-	-	
					<b>5251</b>	<b>- Total</b>	-	-	<b>250.00</b>	<b>250.00</b>	-	-	
					5271	WORKERS COMPENSATION	-	-	358.58	329.42	(29.16)	(8.13%)	
					<b>5271</b>	<b>- Total</b>	-	-	<b>358.58</b>	<b>329.42</b>	<b>(29.16)</b>	<b>(8.13%)</b>	
					5281	DENTAL	-	300.41	315.00	315.00	-	-	
					<b>5281</b>	<b>- Total</b>	-	<b>300.41</b>	<b>315.00</b>	<b>315.00</b>	-	-	
					5292	LIFE	-	8.16	8.52	11.66	3.14	36.85%	
					<b>5292</b>	<b>- Total</b>	-	<b>8.16</b>	<b>8.52</b>	<b>11.66</b>	<b>3.14</b>	<b>36.85%</b>	
					5294	LTD	-	171.01	171.12	197.65	26.53	15.50%	
					<b>5294</b>	<b>- Total</b>	-	<b>171.01</b>	<b>171.12</b>	<b>197.65</b>	<b>26.53</b>	<b>15.50%</b>	
					5331	EMP TRAINING/DEVELOP	-	-	380.00	-	-	-	
					<b>5331</b>	<b>- Total</b>	-	-	<b>380.00</b>	-	-	-	
					5432	TECHNLGY REPAIR/MAINT	-	-	100.00	100.00	-	-	
					<b>5432</b>	<b>- Total</b>	-	-	<b>100.00</b>	<b>100.00</b>	-	-	
					5581	TRAVEL	-	-	100.00	100.00	-	-	
					<b>5581</b>	<b>- Total</b>	-	-	<b>100.00</b>	<b>100.00</b>	-	-	
					5611	GENERAL SUPPLIES	-	-	750.00	750.00	-	-	
					<b>5611</b>	<b>- Total</b>	-	-	<b>750.00</b>	<b>750.00</b>	-	-	
					5651	SUPPLIES-TECH RELATED	-	780.00	-	-	-	-	
					<b>5651</b>	<b>- Total</b>	-	<b>780.00</b>	-	-	-	-	
					5811	DUES AND FEES - STAFF	-	-	30.00	30.00	-	-	
					<b>5811</b>	<b>- Total</b>	-	-	<b>30.00</b>	<b>30.00</b>	-	-	
					<b>2131 - Total</b>		-	<b>64,066.71</b>	<b>66,209.97</b>	<b>69,656.19</b>	<b>3,446.22</b>	<b>5.20%</b>	
					2132 SCHOOL NURSE	11 ELEMENTARY (K-6)	5593	SU ASSESSMENTS	-	3,621.11	-	(3,621.11)	(100.00%)
					<b>2132 - Total</b>		-	-	<b>3,621.11</b>	-	<b>(3,621.11)</b>	<b>(100.00%)</b>	
					2160 OCCUPATIONAL THERAPY	11 ELEMENTARY (K-6)	5593	SU ASSESSMENTS	-	168.66	-	(168.66)	(100.00%)
					<b>2160 - Total</b>		-	-	<b>168.66</b>	-	<b>(168.66)</b>	<b>(100.00%)</b>	
					2170 PHYSICAL THERAPY	11 ELEMENTARY (K-6)	5341	OTHER PROFESSNL SERVICES	-	1,500.00	-	-	-
					<b>5341 - Total</b>		-	<b>1,500.00</b>	-	-	-	-	
					5581	TRAVEL	-	375.00	-	-	-	-	
					<b>5581 - Total</b>		-	<b>375.00</b>	-	-	-	-	
					<b>2170 - Total</b>		-	<b>1,875.00</b>	-	-	-	-	
					2212 INSTRUCT/CURRICULMDEVELOP	11 ELEMENTARY (K-6)	5321	PROFESSIONAL EDU SERVICES	-	2,200.00	-	(2,200.00)	(100.00%)
					<b>5321 - Total</b>		-	<b>2,200.00</b>	-	-	<b>(2,200.00)</b>	<b>(100.00%)</b>	
					5641	BOOKS AND PERIODICALS	-	-	1,000.00	-	(1,000.00)	(100.00%)	
					<b>5641 - Total</b>		-	-	<b>1,000.00</b>	-	<b>(1,000.00)</b>	<b>(100.00%)</b>	
					<b>2212 - Total</b>		-	-	<b>3,200.00</b>	-	<b>(3,200.00)</b>	<b>(100.00%)</b>	
					2213 INSTRUCT STAFF TRAIN	11 ELEMENTARY (K-6)	5593	SU ASSESSMENTS	-	643.32	536.14	(536.14)	(100.00%)
					<b>2213 - Total</b>		-	<b>643.32</b>	<b>536.14</b>	-	<b>(536.14)</b>	<b>(100.00%)</b>	
					2220 LIBRARY/MEDIA SERVICES	11 ELEMENTARY (K-6)	5171	TECHNICAL/PROFESSNL STFF	-	13,889.23	14,231.40	213.40	1.50%
					<b>5171 - Total</b>		-	<b>13,889.23</b>	<b>14,231.40</b>	<b>14,444.80</b>	<b>213.40</b>	<b>1.50%</b>	
					5220	FICA	-	1,062.58	1,088.71	1,105.03	16.32	1.50%	
					<b>5220 - Total</b>		-	<b>1,062.58</b>	<b>1,088.71</b>	<b>1,105.03</b>	<b>16.32</b>	<b>1.50%</b>	
					5271	WORKERS COMPENSATION	-	-	96.89	88.87	(10.22)	(10.55%)	

(18)

FY21 WNUESD Proposed Budget

Fund	Location	Program	Function	Level	Account	Account Title	FY19 Actual	FY20 YTD Actual	FY20 Budget	FY21 Proposed Budget	Variance	Variance %	
					5271	- Total	-	-	96.89	86.67	(10.22)	(10.55%)	
					5292	LIFE	-	-	-	2.59	2.59	-	
					5292	- Total	-	-	-	2.59	2.59	-	
					5294	LTD	-	-	-	52.00	52.00	-	
					5294	- Total	-	-	-	52.00	52.00	-	
					5611	GENERAL SUPPLIES	-	161.87	500.00	500.00	-	-	
					5611	- Total	-	161.87	500.00	500.00	-	-	
					5641	BOOKS AND PERIODICALS	-	300.55	1,000.00	1,000.00	-	-	
					5641	- Total	-	300.55	1,000.00	1,000.00	-	-	
					5811	DUES AND FEES - STAFF	-	-	1,000.00	1,000.00	-	-	
					5811	- Total	-	-	1,000.00	1,000.00	-	-	
					2220	- Total	-	15,414.23	17,917.00	18,191.09	274.09	1.53%	
		2230	TECHNOLOGY FR INSTRUCT	11	ELEMENTARY (K-6)	5521	INSURANCE (NOT EMP BEN)	-	-	180.00	360.00	180.00	100.00%
					5521	- Total	-	-	180.00	360.00	180.00	100.00%	
					5593	SU ASSESSMENTS	-	6,030.57	-	-	-	-	
					5593	- Total	-	6,030.57	-	-	-	-	
					5611	GENERAL SUPPLIES	-	35.29	2,200.00	2,200.00	-	-	
					5611	- Total	-	35.29	2,200.00	2,200.00	-	-	
					5651	SUPPLIES-TECH RELATED	-	32,123.00	-	-	-	-	
					5651	- Total	-	32,123.00	-	-	-	-	
					5734	TECH-RELATED HARDWARE	-	-	5,000.00	9,000.00	4,000.00	80.00%	
					5734	- Total	-	-	5,000.00	9,000.00	4,000.00	80.00%	
					5811	DUES AND FEES - STAFF	-	-	3,000.00	3,000.00	-	-	
					5811	- Total	-	-	3,000.00	3,000.00	-	-	
					2230	- Total	-	38,188.86	10,380.00	14,560.00	4,180.00	40.27%	
		2311	BOARD OF EDUCATION	11	ELEMENTARY (K-6)	5161	CLERICAL	-	675.00	1,500.00	-	(1,500.00)	(100.00%)
					5161	- Total	-	675.00	1,500.00	-	(1,500.00)	(100.00%)	
					5191	OTHER	-	3,500.00	4,000.00	-	(4,000.00)	(100.00%)	
					5191	- Total	-	3,500.00	4,000.00	-	(4,000.00)	(100.00%)	
					5220	FICA	-	29,087.78	420.75	-	(420.75)	(100.00%)	
					5220	- Total	-	29,087.78	420.75	-	(420.75)	(100.00%)	
					5271	WORKERS COMPENSATION	-	-	37.45	-	(37.45)	(100.00%)	
					5271	- Total	-	-	37.45	-	(37.45)	(100.00%)	
					5341	OTHER PROFESSNL SERVICES	-	1,251.75	-	-	-	-	
					5341	- Total	-	1,251.75	-	-	-	-	
					5521	INSURANCE (NOT EMP BEN)	-	-	1,000.00	-	(1,000.00)	(100.00%)	
					5521	- Total	-	-	1,000.00	-	(1,000.00)	(100.00%)	
					5581	TRAVEL	-	-	150.00	-	(150.00)	(100.00%)	
					5581	- Total	-	-	150.00	-	(150.00)	(100.00%)	
					5593	SU ASSESSMENTS	-	4,777.36	9,703.47	-	(9,703.47)	(100.00%)	
					5593	- Total	-	4,777.36	9,703.47	-	(9,703.47)	(100.00%)	
					5950	CONTINGENCY FUND	-	-	17,884.00	-	(17,884.00)	(100.00%)	
					5950	- Total	-	-	17,884.00	-	(17,884.00)	(100.00%)	
					2311	- Total	-	39,291.89	34,695.67	-	(34,695.67)	(100.00%)	
		2313	BOARD TREASURER	11	ELEMENTARY (K-6)	5161	CLERICAL	-	-	1,500.00	-	(1,500.00)	(100.00%)
					5161	- Total	-	-	1,500.00	-	(1,500.00)	(100.00%)	
					5220	FICA	-	-	114.75	-	(114.75)	(100.00%)	
					5220	- Total	-	-	114.75	-	(114.75)	(100.00%)	
					5271	WORKERS COMPENSATION	-	-	10.22	-	(10.22)	(100.00%)	
					5271	- Total	-	-	10.22	-	(10.22)	(100.00%)	
					5581	TRAVEL	-	-	400.00	400.00	-	-	
					5581	- Total	-	-	400.00	400.00	-	-	

(19)

### FY21 WNUESD Proposed Budget

Fund	Location	Program	Function	Level	Account	Account Title	FY19 Actual	FY20 YTD Actual	FY20 Budget	FY21 Proposed Budget	Variance	Variance %
			<b>2313 - Total</b>				-	-	<b>2,024.97</b>	<b>400.00</b>	<b>(1,624.97)</b>	<b>(80.25%)</b>
			2314 AUDIT	11 ELEMENTARY (K-6)	5342	AUDITING SERVICES	-	4,311.05	15,100.00	-	(15,100.00)	(100.00%)
			<b>2314 - Total</b>				-	<b>4,311.05</b>	<b>15,100.00</b>	-	<b>(15,100.00)</b>	<b>(100.00%)</b>
			2315 LEGAL SERVICES	11 ELEMENTARY (K-6)	5341	OTHER PROFESSNL SERVICES	-	-	250.00	-	(250.00)	(100.00%)
					<b>5341 - Total</b>		-	-	<b>250.00</b>	-	<b>(250.00)</b>	<b>(100.00%)</b>
					5593	SU ASSESSMENTS	-	1,638.24	1,363.50	-	(1,363.50)	(100.00%)
			<b>2315 - Total</b>				-	<b>1,638.24</b>	<b>1,613.50</b>	-	<b>(1,613.50)</b>	<b>(100.00%)</b>
			2320 EXEC ADMIN	11 ELEMENTARY (K-6)	5593	SU ASSESSMENTS	-	33,136.60	27,695.13	-	(27,695.13)	(100.00%)
			<b>2320 - Total</b>				-	<b>33,136.60</b>	<b>27,695.13</b>	-	<b>(27,695.13)</b>	<b>(100.00%)</b>
			2410 OFFICE OF THE PRINCIPAL	11 ELEMENTARY (K-6)	5141	ADMINISTRATION	-	88,088.48	89,816.00	91,612.00	1,796.00	2.00%
					<b>5141 - Total</b>		-	<b>88,088.48</b>	<b>89,816.00</b>	<b>91,612.00</b>	<b>1,796.00</b>	<b>2.00%</b>
					5161	CLERICAL	-	35,523.92	35,802.00	36,944.96	1,142.96	3.19%
					<b>5161 - Total</b>		-	<b>35,523.92</b>	<b>35,802.00</b>	<b>36,944.96</b>	<b>1,142.96</b>	<b>3.19%</b>
					5211	HEALTH INSURANCE	-	17,433.71	18,191.70	20,529.36	2,337.66	12.85%
					<b>5211 - Total</b>		-	<b>17,433.71</b>	<b>18,191.70</b>	<b>20,529.36</b>	<b>2,337.66</b>	<b>12.85%</b>
					5217	FSA, HRA, HSA ADMIN FEES	-	-	30.00	41.40	11.40	38.00%
					<b>5217 - Total</b>		-	-	<b>30.00</b>	<b>41.40</b>	<b>11.40</b>	<b>38.00%</b>
					5218	HSA	-	37,143.05	2,300.00	2,521.58	221.58	9.63%
					<b>5218 - Total</b>		-	<b>37,143.05</b>	<b>2,300.00</b>	<b>2,521.58</b>	<b>221.58</b>	<b>9.63%</b>
					5220	FICA	-	28,016.67	9,809.78	9,834.61	224.83	2.34%
					<b>5220 - Total</b>		-	<b>28,016.67</b>	<b>9,609.78</b>	<b>9,834.61</b>	<b>224.83</b>	<b>2.34%</b>
					5234	VMERS	-	2,042.63	2,058.62	2,216.70	158.08	7.68%
					<b>5234 - Total</b>		-	<b>2,042.63</b>	<b>2,058.62</b>	<b>2,216.70</b>	<b>158.08</b>	<b>7.68%</b>
					5251	TUITION REIMBURSEMENT	-	-	1,500.00	1,500.00	-	-
					<b>5251 - Total</b>		-	-	<b>1,500.00</b>	<b>1,500.00</b>	-	-
					5271	WORKERS COMPENSATION	-	-	855.21	771.34	(83.87)	(9.81%)
					<b>5271 - Total</b>		-	-	<b>855.21</b>	<b>771.34</b>	<b>(83.87)</b>	<b>(9.81%)</b>
					5281	DENTAL	-	116.68	350.00	350.00	-	-
					<b>5281 - Total</b>		-	<b>116.68</b>	<b>350.00</b>	<b>350.00</b>	-	-
					5292	LIFE	-	24.84	25.92	25.92	-	-
					<b>5292 - Total</b>		-	<b>24.84</b>	<b>25.92</b>	<b>25.92</b>	-	-
					5294	LTD	-	400.63	408.36	462.80	54.44	13.33%
					<b>5294 - Total</b>		-	<b>400.63</b>	<b>408.36</b>	<b>462.80</b>	<b>54.44</b>	<b>13.33%</b>
					5331	EMP TRAINING/DEVELOP	-	389.00	-	4,500.00	4,500.00	-
					<b>5331 - Total</b>		-	<b>389.00</b>	-	<b>4,500.00</b>	<b>4,500.00</b>	-
					5432	TECHNLGY REPAIR/MAINT	-	-	650.00	-	(650.00)	(100.00%)
					<b>5432 - Total</b>		-	-	<b>650.00</b>	-	<b>(650.00)</b>	<b>(100.00%)</b>
					5443	RENTALS-COMPUTERS/RELATED	-	861.41	2,200.00	2,200.00	-	-
					<b>5443 - Total</b>		-	<b>861.41</b>	<b>2,200.00</b>	<b>2,200.00</b>	-	-
					5531	COMMUNICATIONS	-	1,362.42	5,375.00	4,500.00	(875.00)	(16.28%)
					<b>5531 - Total</b>		-	<b>1,362.42</b>	<b>5,375.00</b>	<b>4,500.00</b>	<b>(875.00)</b>	<b>(16.28%)</b>
					5581	TRAVEL	-	-	750.00	750.00	-	-
					<b>5581 - Total</b>		-	-	<b>750.00</b>	<b>750.00</b>	-	-
					5611	GENERAL SUPPLIES	-	251.07	3,000.00	500.00	(2,500.00)	(83.33%)
					<b>5611 - Total</b>		-	<b>251.07</b>	<b>3,000.00</b>	<b>500.00</b>	<b>(2,500.00)</b>	<b>(83.33%)</b>
					5631	FOOD	-	316.97	-	500.00	500.00	-
					<b>5631 - Total</b>		-	<b>316.97</b>	-	<b>500.00</b>	<b>500.00</b>	-
					5641	BOOKS AND PERIODICALS	-	36.00	-	-	-	-
					<b>5641 - Total</b>		-	<b>36.00</b>	-	-	-	-
					5811	DUES AND FEES - STAFF	-	59.00	650.00	650.00	-	-
					<b>5811 - Total</b>		-	<b>59.00</b>	<b>650.00</b>	<b>650.00</b>	-	-
			<b>2410 - Total</b>				-	<b>212,066.46</b>	<b>173,572.59</b>	<b>180,410.67</b>	<b>6,838.08</b>	<b>3.94%</b>

120)

**FY21 WNUESD Proposed Budget**

Fund	Location	Program	Function	Level	Account	Account Title	FY19 Actual	FY20 YTD Actual	FY20 Budget	FY21 Proposed Budget	Variance	Variance %
			2510 FISCAL SERVICES	11 ELEMENTARY (K-6)	5593	SU ASSESSMENTS	-	26,184.33	18,852.09	-	(18,852.09)	(100.00%)
			<b>2510 - Total</b>				-	<b>26,184.33</b>	<b>18,852.09</b>	-	<b>(18,852.09)</b>	<b>(100.00%)</b>
			2540 PLAN RES DEV & EVAL SERV	11 ELEMENTARY (K-6)	5593	SU ASSESSMENTS	-	937.24	725.03	-	(725.03)	(100.00%)
			<b>2540 - Total</b>				-	<b>937.24</b>	<b>725.03</b>	-	<b>(725.03)</b>	<b>(100.00%)</b>
			2560 PUBLIC INFO SERVICES	11 ELEMENTARY (K-6)	5541	ADVERTISING	-	69.02	100.00	-	(100.00)	(100.00%)
			<b>2560 - Total</b>				-	<b>69.02</b>	<b>100.00</b>	-	<b>(100.00)</b>	<b>(100.00%)</b>
			2580 ADMIN TECHNOLOGY SERVICES	11 ELEMENTARY (K-6)	5593	SU ASSESSMENTS	-	5,432.44	7,702.37	-	(7,702.37)	(100.00%)
			<b>2580 - Total</b>				-	<b>5,432.44</b>	<b>7,702.37</b>	-	<b>(7,702.37)</b>	<b>(100.00%)</b>
			2610 OPERATION OF BUILDINGS	11 ELEMENTARY (K-6)	5171	TECHNICAL/PROFESSNL STFF	-	75,587.31	39,644.80	40,715.21	1,070.41	2.70%
			<b>5171 - Total</b>				-	<b>75,587.31</b>	<b>39,644.80</b>	<b>40,715.21</b>	<b>1,070.41</b>	<b>2.70%</b>
			5181 NON-CLERICAL GENERALISTS				-	-	7,000.00	7,000.00	-	-
			<b>5181 - Total</b>				-	-	<b>7,000.00</b>	<b>7,000.00</b>	-	-
			5211 HEALTH INSURANCE				-	17,850.05	14,731.76	16,756.08	2,024.32	13.74%
			<b>5211 - Total</b>				-	<b>17,850.05</b>	<b>14,731.76</b>	<b>16,756.08</b>	<b>2,024.32</b>	<b>13.74%</b>
			5217 FSA, HRA, HSA ADMIN FEES				-	-	41.40	41.40	-	-
			<b>5217 - Total</b>				-	-	<b>41.40</b>	<b>41.40</b>	-	-
			5219 HRA				-	819.09	2,800.00	3,200.00	400.00	14.28%
			<b>5219 - Total</b>				-	<b>819.09</b>	<b>2,800.00</b>	<b>3,200.00</b>	<b>400.00</b>	<b>14.29%</b>
			5220 FICA				-	5,600.14	3,568.33	3,650.21	81.88	2.29%
			<b>5220 - Total</b>				-	<b>5,600.14</b>	<b>3,568.33</b>	<b>3,650.21</b>	<b>81.88</b>	<b>2.29%</b>
			5234 VMERS				-	4,346.22	2,279.58	2,442.91	163.33	7.18%
			<b>5234 - Total</b>				-	<b>4,346.22</b>	<b>2,279.58</b>	<b>2,442.91</b>	<b>163.33</b>	<b>7.16%</b>
			5271 WORKERS COMPENSATION				-	-	2,392.88	2,385.76	(7.12)	(0.30%)
			<b>5271 - Total</b>				-	-	<b>2,392.88</b>	<b>2,385.76</b>	<b>(7.12)</b>	<b>(0.30%)</b>
			5281 DENTAL				-	287.50	300.00	300.00	-	-
			<b>5281 - Total</b>				-	<b>287.50</b>	<b>300.00</b>	<b>300.00</b>	-	-
			5292 LIFE				-	24.84	12.96	12.96	-	-
			<b>5292 - Total</b>				-	<b>24.84</b>	<b>12.96</b>	<b>12.96</b>	-	-
			5294 LTD				-	244.83	128.88	146.57	17.69	13.73%
			<b>5294 - Total</b>				-	<b>244.83</b>	<b>128.88</b>	<b>146.57</b>	<b>17.69</b>	<b>13.73%</b>
			5352 ASSISTIVE TECHNOLOGY				-	590.50	-	-	-	-
			<b>5352 - Total</b>				-	<b>590.50</b>	-	-	-	-
			5353 OTH TECH SERV - LOCAL				-	-	1,200.00	-	(1,200.00)	(100.00%)
			<b>5353 - Total</b>				-	-	<b>1,200.00</b>	-	<b>(1,200.00)</b>	<b>(100.00%)</b>
			5411 UTILITY SERVICES				-	1,269.64	-	-	-	-
			<b>5411 - Total</b>				-	<b>1,269.64</b>	-	-	-	-
			5412 WATER & SEWER				-	-	750.00	750.00	-	-
			<b>5412 - Total</b>				-	-	<b>750.00</b>	<b>750.00</b>	-	-
			5425 TRASH & RECYCLING				-	561.00	1,600.00	1,600.00	-	-
			<b>5425 - Total</b>				-	<b>561.00</b>	<b>1,600.00</b>	<b>1,600.00</b>	-	-
			5431 NONTECHNLGY REPAIR/MAINT				-	1,964.75	12,300.00	20,000.00	7,700.00	62.60%
			<b>5431 - Total</b>				-	<b>1,964.75</b>	<b>12,300.00</b>	<b>20,000.00</b>	<b>7,700.00</b>	<b>62.60%</b>
			5490 CAPITAL PROJECTS				-	21,750.00	10,000.00	10,000.00	-	-
			<b>5490 - Total</b>				-	<b>21,750.00</b>	<b>10,000.00</b>	<b>10,000.00</b>	-	-
			5521 INSURANCE (NOT EMP BEN)				-	-	3,900.00	4,290.00	390.00	10.00%
			<b>5521 - Total</b>				-	-	<b>3,900.00</b>	<b>4,290.00</b>	<b>390.00</b>	<b>10.00%</b>
			5581 TRAVEL				-	-	200.00	200.00	-	-
			<b>5581 - Total</b>				-	-	<b>200.00</b>	<b>200.00</b>	-	-
			5593 SU ASSESSMENTS				-	6,281.00	5,613.11	-	(5,613.11)	(100.00%)

(21)

**FY21 WNUESD Proposed Budget**

Fund	Location	Program	Function	Level	Account	Account Title	FY19 Actual	FY20 YTD Actual	FY20 Budget	FY21 Proposed Budget	Variance	Variance %
					<b>5593</b>	<b>- Total</b>	-	<b>6,281.00</b>	<b>5,613.11</b>	-	<b>(5,613.11)</b>	<b>(100.00%)</b>
					5611	GENERAL SUPPLIES	-	3,171.82	7,000.00	7,000.00	-	-
					<b>5611</b>	<b>- Total</b>	-	<b>3,171.82</b>	<b>7,000.00</b>	<b>7,000.00</b>	-	-
					5622	ELECTRICITY	-	3,943.13	9,600.00	8,300.00	(1,300.00)	(13.54%)
					<b>5622</b>	<b>- Total</b>	-	<b>3,943.13</b>	<b>9,600.00</b>	<b>8,300.00</b>	<b>(1,300.00)</b>	<b>(13.54%)</b>
					5624	OIL	-	-	12,000.00	10,000.00	(2,000.00)	(16.67%)
					<b>5624</b>	<b>- Total</b>	-	-	<b>12,000.00</b>	<b>10,000.00</b>	<b>(2,000.00)</b>	<b>(16.67%)</b>
					5811	DUES AND FEES - STAFF	-	-	300.00	300.00	-	-
					<b>5811</b>	<b>- Total</b>	-	-	<b>300.00</b>	<b>300.00</b>	-	-
					<b>2610</b>	<b>- Total</b>	-	<b>144,291.82</b>	<b>137,363.70</b>	<b>139,091.10</b>	<b>1,727.40</b>	<b>1.26%</b>
					2630	CARE & UPKEEP OF GROUNDS						
				11 ELEMENTARY (K-6)	5422	SNOW PLOWING AND SANDING	-	-	3,600.00	3,200.00	(400.00)	(11.11%)
					<b>5422</b>	<b>- Total</b>	-	-	<b>3,600.00</b>	<b>3,200.00</b>	<b>(400.00)</b>	<b>(11.11%)</b>
					5424	LANDSCAPING/LAWN CARE	-	720.00	2,430.00	2,800.00	370.00	15.23%
					<b>5424</b>	<b>- Total</b>	-	<b>720.00</b>	<b>2,430.00</b>	<b>2,800.00</b>	<b>370.00</b>	<b>15.23%</b>
					5431	NONTECHNLGY REPAIR/MAINT	-	187.82	4,000.00	4,000.00	-	-
					<b>5431</b>	<b>- Total</b>	-	<b>187.82</b>	<b>4,000.00</b>	<b>4,000.00</b>	-	-
					5611	GENERAL SUPPLIES	-	-	500.00	500.00	-	-
					<b>5611</b>	<b>- Total</b>	-	-	<b>500.00</b>	<b>500.00</b>	-	-
					<b>2630</b>	<b>- Total</b>	-	<b>907.82</b>	<b>10,530.00</b>	<b>10,500.00</b>	<b>(30.00)</b>	<b>(0.28%)</b>
				11 ELEMENTARY (K-6)	5593	SU ASSESSMENTS	-	51,743.51	60,209.76	-	(60,209.76)	(100.00%)
					<b>2711</b>	<b>- Total</b>	-	<b>51,743.51</b>	<b>60,209.76</b>	-	<b>(60,209.76)</b>	<b>(100.00%)</b>
				11 ELEMENTARY (K-6)	5899	PRIOR YEAR DEFICIT	-	-	7,175.57	-	(7,175.57)	(100.00%)
					<b>5210</b>	<b>- Total</b>	-	-	<b>7,175.57</b>	-	<b>(7,175.57)</b>	<b>(100.00%)</b>
				11 ELEMENTARY (K-6)	5919	FUND TRANSFER OUT - OTHER	-	-	3,500.00	-	(3,500.00)	(100.00%)
					<b>5390</b>	<b>- Total</b>	-	-	<b>3,500.00</b>	-	<b>(3,500.00)</b>	<b>(100.00%)</b>
					<b>11 - Total</b>		-	<b>1,225,855.27</b>	<b>1,803,228.63</b>	<b>1,390,243.59</b>	<b>(412,985.04)</b>	<b>(22.90%)</b>
				11 ELEMENTARY (K-6)	5593	SU ASSESSMENTS	-	11,795.33	13,231.78	-	(13,231.78)	(100.00%)
					<b>15 - Total</b>	<b>- Total</b>	-	<b>11,795.33</b>	<b>13,231.78</b>	-	<b>(13,231.78)</b>	<b>(100.00%)</b>
				31 SECONDARY (7-12)	5594	SPED EXCESS TO PUB VT LEA	-	-	89,850.00	10,000.00	(79,850.00)	(88.87%)
					<b>21 - Total</b>	<b>- Total</b>	-	-	<b>89,850.00</b>	<b>10,000.00</b>	<b>(79,850.00)</b>	<b>(88.87%)</b>
				11 ELEMENTARY (K-6)	5593	SU ASSESSMENTS	-	95,741.37	99,686.42	-	(99,686.42)	(100.00%)
					<b>1201</b>	<b>- Total</b>	-	<b>95,741.37</b>	<b>99,686.42</b>	-	<b>(99,686.42)</b>	<b>(100.00%)</b>
				11 ELEMENTARY (K-6)	5593	SU ASSESSMENTS	-	198.36	-	-	-	-
					<b>2131</b>	<b>- Total</b>	-	<b>198.36</b>	-	-	-	-
				11 ELEMENTARY (K-6)	5593	SU ASSESSMENTS	-	15,114.08	10,102.12	-	(10,102.12)	(100.00%)
					<b>2140</b>	<b>- Total</b>	-	<b>15,114.08</b>	<b>10,102.12</b>	-	<b>(10,102.12)</b>	<b>(100.00%)</b>
				11 ELEMENTARY (K-6)	5593	SU ASSESSMENTS	-	-	6,534.25	-	(6,534.25)	(100.00%)
					<b>2151</b>	<b>- Total</b>	-	-	<b>6,534.25</b>	-	<b>(6,534.25)</b>	<b>(100.00%)</b>
				11 ELEMENTARY (K-6)	5593	SU ASSESSMENTS	-	3,874.19	3,554.33	-	(3,554.33)	(100.00%)
					<b>2160</b>	<b>- Total</b>	-	<b>3,874.19</b>	<b>3,554.33</b>	-	<b>(3,554.33)</b>	<b>(100.00%)</b>
				11 ELEMENTARY (K-6)	5593	SU ASSESSMENTS	-	456.23	495.06	-	(495.06)	(100.00%)
					<b>2170</b>	<b>- Total</b>	-	<b>456.23</b>	<b>495.06</b>	-	<b>(495.06)</b>	<b>(100.00%)</b>

(22)



### FY21 WNUESD Proposed Budget

Fund	Location	Program	Function	Level	Account	Account Title	FY19 Actual	FY20 YTD Actual	FY20 Budget	FY21 Proposed Budget	Variance	Variance %	
			2213 INSTRUCT STAFF TRAIN	11 ELEMENTARY (K-6)	5593	SU ASSESSMENTS	-	-	110.30	-	(110.30)	(100.00%)	
			<b>2213 - Total</b>				-	-	<b>110.30</b>	-	<b>(110.30)</b>	<b>(100.00%)</b>	
			2490 OTHR SUPP SERV-SCHL ADMIN	11 ELEMENTARY (K-6)	5593	SU ASSESSMENTS	-	7,125.33	8,269.35	-	(8,269.35)	(100.00%)	
			<b>2490 - Total</b>				-	<b>7,125.33</b>	<b>8,269.35</b>	-	<b>(8,269.35)</b>	<b>(100.00%)</b>	
			2711 RESIDENT STUDENTS	11 ELEMENTARY (K-6)	5593	SU ASSESSMENTS	-	6,442.20	9,396.71	-	(9,396.71)	(100.00%)	
			<b>22 - Total</b>		<b>5593 - Total</b>		-	<b>6,442.20</b>	<b>9,396.71</b>	-	<b>(9,396.71)</b>	<b>(100.00%)</b>	
			<b>24 ECSE (EARLY CHILD SP ED)</b>				-	<b>128,951.76</b>	<b>138,148.54</b>	-	<b>(138,148.54)</b>	<b>(100.00%)</b>	
			1201 SPECIAL EDUCATION	01 PREKINDERGARTEN	5593	SU ASSESSMENTS	-	-	14,649.53	-	(14,649.53)	(100.00%)	
			<b>1201 - Total</b>				-	-	<b>14,649.53</b>	-	<b>(14,649.53)</b>	<b>(100.00%)</b>	
			2140 PSYCHOLOGICAL SERVICES	01 PREKINDERGARTEN	5593	SU ASSESSMENTS	-	279.23	-	-	-	-	
			<b>2140 - Total</b>				-	<b>279.23</b>	-	-	-	-	
			2151 SPCH PATHLGY/AUDILGY SERV	01 PREKINDERGARTEN	5593	SU ASSESSMENTS	-	4,134.32	77.10	-	(77.10)	(100.00%)	
			<b>2151 - Total</b>				-	<b>4,134.32</b>	<b>77.10</b>	-	<b>(77.10)</b>	<b>(100.00%)</b>	
			2160 OCCUPATIONAL THERAPY	01 PREKINDERGARTEN	5593	SU ASSESSMENTS	-	1,027.67	84.81	-	(84.81)	(100.00%)	
			<b>2160 - Total</b>				-	<b>1,027.67</b>	<b>84.81</b>	-	<b>(84.81)</b>	<b>(100.00%)</b>	
			2170 PHYSICAL THERAPY	01 PREKINDERGARTEN	5593	SU ASSESSMENTS	-	2,476.88	1,349.25	-	(1,349.25)	(100.00%)	
			<b>2170 - Total</b>				-	<b>2,476.88</b>	<b>1,349.25</b>	-	<b>(1,349.25)</b>	<b>(100.00%)</b>	
			2490 OTHR SUPP SERV-SCHL ADMIN	01 PREKINDERGARTEN	5593	SU ASSESSMENTS	-	-	761.62	-	(761.62)	(100.00%)	
			<b>01 - Total</b>				-	-	<b>761.62</b>	-	<b>(761.62)</b>	<b>(100.00%)</b>	
			11 ELEMENTARY (K-6)	5593	SU ASSESSMENTS	-	1,095.92	-	-	-	-	-	
			<b>2490 - Total</b>				-	<b>1,095.92</b>	<b>761.62</b>	-	<b>(761.62)</b>	<b>(100.00%)</b>	
			<b>24 - Total</b>				-	<b>9,014.02</b>	<b>16,922.31</b>	-	<b>(16,922.31)</b>	<b>(100.00%)</b>	
			41 ENGLISH LANGUAGE LEARNERS	11 ELEMENTARY (K-6)	5593	SU ASSESSMENTS	-	3,594.93	2,578.45	-	(2,578.45)	(100.00%)	
			<b>41 - Total</b>				-	<b>3,594.93</b>	<b>2,578.45</b>	-	<b>(2,578.45)</b>	<b>(100.00%)</b>	
			81 OTHER COMMUNITY SERVICES	2110 ATTEND/SOCIALWORK SERV	01 PREKINDERGARTEN	5593	SU ASSESSMENTS	-	-	779.54	-	(779.54)	(100.00%)
			<b>01 - Total</b>				-	-	<b>779.54</b>	-	<b>(779.54)</b>	<b>(100.00%)</b>	
			11 ELEMENTARY (K-6)	5341 OTHER PROFESSNL SERVICES	5341	- Total	-	-	350.00	350.00	-	-	
			<b>5341 - Total</b>				-	-	<b>350.00</b>	<b>350.00</b>	-	-	
			5593	SU ASSESSMENTS	5593	- Total	-	917.70	-	-	-	-	
			<b>11 - Total</b>				-	<b>917.70</b>	<b>350.00</b>	<b>350.00</b>	-	-	
			<b>2110 - Total</b>				-	<b>917.70</b>	<b>1,129.54</b>	<b>350.00</b>	<b>(779.54)</b>	<b>(69.01%)</b>	
			2131 HEALTH SERVICES	11 ELEMENTARY (K-6)	5593	SU ASSESSMENTS	-	219.07	173.59	-	(173.59)	(100.00%)	
			<b>2131 - Total</b>				-	<b>219.07</b>	<b>173.59</b>	-	<b>(173.59)</b>	<b>(100.00%)</b>	
			<b>81 - Total</b>				-	<b>1,136.77</b>	<b>1,303.13</b>	<b>350.00</b>	<b>(953.13)</b>	<b>(73.14%)</b>	
1120 - Total	1334 WESTMINSTER SCHOOLS	11 REGULAR EDUCATION	1101 DIRECT INSTRUCTION	01 PREKINDERGARTEN	5562	TUITN TO PRIV VT LEAS	-	1,380,358.08	2,065,262.84	1,400,593.59	(664,669.25)	(32.18%)	
					5562	- Total	-	46,984.00	100,680.00	88,400.00	(12,280.00)	(12.20%)	
					5593	SU ASSESSMENTS	-	25,846.50	-	-	-	-	
					5593	- Total	-	25,846.50	-	-	-	-	
			<b>01 - Total</b>				-	<b>72,830.50</b>	<b>100,680.00</b>	<b>88,400.00</b>	<b>(12,280.00)</b>	<b>(12.20%)</b>	
			11 ELEMENTARY (K-6)	5111	TEACHERS	-	839,215.05	897,661.80	855,821.60	(41,840.20)	(4.66%)		
			<b>5111 - Total</b>				-	<b>839,215.05</b>	<b>897,661.80</b>	<b>855,821.60</b>	<b>(41,840.20)</b>	<b>(4.66%)</b>	
			5121	PARAEDUCATOR	-	-	114,930.82	136,325.38	143,369.73	7,044.35	5.17%		

(23)

FY21 WNUESD Proposed Budget

Fund	Location	Program	Function	Level	Account	Account Title	FY19 Actual	FY20 YTD Actual	FY20 Budget	FY21 Proposed Budget	Variance	Variance %
					<b>5121</b>	<b>- Total</b>	-	<b>114,930.82</b>	<b>136,325.38</b>	<b>143,369.73</b>	<b>7,044.35</b>	<b>5.17%</b>
					5127	EARLY OUTREACH PARA	-	-	1,000.00	1,000.00	-	-
					<b>5127</b>	<b>- Total</b>	-	-	<b>1,000.00</b>	<b>1,000.00</b>	-	-
					5128	KINDERGARTEN HOME VISITS	-	-	1,500.00	1,500.00	-	-
					<b>5128</b>	<b>- Total</b>	-	-	<b>1,500.00</b>	<b>1,500.00</b>	-	-
					5131	SUBSTITUTES	-	2,550.00	33,000.00	35,000.00	2,000.00	6.06%
					<b>5131</b>	<b>- Total</b>	-	<b>2,550.00</b>	<b>33,000.00</b>	<b>35,000.00</b>	<b>2,000.00</b>	<b>6.06%</b>
					5211	HEALTH INSURANCE	-	164,821.65	154,551.42	195,125.67	40,574.25	26.25%
					<b>5211</b>	<b>- Total</b>	-	<b>164,821.65</b>	<b>154,551.42</b>	<b>195,125.67</b>	<b>40,574.25</b>	<b>26.25%</b>
					5217	FSA, HRA, HSA ADMIN FEES	-	-	621.00	736.92	115.92	18.67%
					<b>5217</b>	<b>- Total</b>	-	-	<b>621.00</b>	<b>736.92</b>	<b>115.92</b>	<b>18.67%</b>
					5219	HRA	-	12,250.87	29,120.00	38,400.00	9,280.00	31.87%
					<b>5219</b>	<b>- Total</b>	-	<b>12,250.87</b>	<b>29,120.00</b>	<b>38,400.00</b>	<b>9,280.00</b>	<b>31.87%</b>
					5220	FICA	-	70,987.41	81,930.52	79,306.88	(2,623.64)	(3.20%)
					<b>5220</b>	<b>- Total</b>	-	<b>70,987.41</b>	<b>81,930.52</b>	<b>79,306.88</b>	<b>(2,623.64)</b>	<b>(3.20%)</b>
					5231	RETIREMENT	-	-	2,000.00	7,500.00	5,500.00	275.00%
					<b>5231</b>	<b>- Total</b>	-	-	<b>2,000.00</b>	<b>7,500.00</b>	<b>5,500.00</b>	<b>275.00%</b>
					5232	VSTRS--OPEB	-	-	10,202.40	9,156.00	(1,046.40)	(10.26%)
					<b>5232</b>	<b>- Total</b>	-	-	<b>10,202.40</b>	<b>9,156.00</b>	<b>(1,046.40)</b>	<b>(10.26%)</b>
					5234	VMERS	-	6,598.74	8,011.21	8,602.18	590.97	7.38%
					<b>5234</b>	<b>- Total</b>	-	<b>6,598.74</b>	<b>8,011.21</b>	<b>8,602.18</b>	<b>590.97</b>	<b>7.38%</b>
					5251	TUITION REIMBURSEMENT	-	4,463.00	6,000.00	6,000.00	-	-
					<b>5251</b>	<b>- Total</b>	-	<b>4,463.00</b>	<b>6,000.00</b>	<b>6,000.00</b>	-	-
					5261	UNEMPLOYMENT COMPENSATION	-	-	3,500.00	3,500.00	-	-
					<b>5261</b>	<b>- Total</b>	-	-	<b>3,500.00</b>	<b>3,500.00</b>	-	-
					5271	WORKERS COMPENSATION	-	-	7,924.96	5,995.15	(1,929.81)	(24.35%)
					<b>5271</b>	<b>- Total</b>	-	-	<b>7,924.96</b>	<b>5,995.15</b>	<b>(1,929.81)</b>	<b>(24.35%)</b>
					5281	DENTAL	-	5,281.25	5,080.00	5,980.00	900.00	17.72%
					<b>5281</b>	<b>- Total</b>	-	<b>5,281.25</b>	<b>5,080.00</b>	<b>5,980.00</b>	<b>900.00</b>	<b>17.72%</b>
					5292	LIFE	-	254.40	276.05	279.94	3.89	1.41%
					<b>5292</b>	<b>- Total</b>	-	<b>254.40</b>	<b>276.05</b>	<b>279.94</b>	<b>3.89</b>	<b>1.41%</b>
					5294	LTD	-	2,719.28	3,375.61	3,597.09	221.48	6.56%
					<b>5294</b>	<b>- Total</b>	-	<b>2,719.28</b>	<b>3,375.61</b>	<b>3,597.09</b>	<b>221.48</b>	<b>6.56%</b>
					5295	CASH IN LIEU	-	-	1,500.00	4,500.00	3,000.00	200.00%
					<b>5295</b>	<b>- Total</b>	-	-	<b>1,500.00</b>	<b>4,500.00</b>	<b>3,000.00</b>	<b>200.00%</b>
					5321	PROFESSIONAL EDU SERVICES	-	-	2,900.00	1,200.00	(1,700.00)	(58.62%)
					<b>5321</b>	<b>- Total</b>	-	-	<b>2,900.00</b>	<b>1,200.00</b>	<b>(1,700.00)</b>	<b>(58.62%)</b>
					5322	504/EST SERVICES	-	-	50,200.00	110,000.00	59,800.00	119.12%
					<b>5322</b>	<b>- Total</b>	-	-	<b>50,200.00</b>	<b>110,000.00</b>	<b>59,800.00</b>	<b>119.12%</b>
					5341	OTHER PROFESSNL SERVICES	-	-	5,750.00	5,750.00	-	-
					<b>5341</b>	<b>- Total</b>	-	-	<b>5,750.00</b>	<b>5,750.00</b>	-	-
					5431	NONTECHNLGY REPAIR/MAINT	-	-	2,000.00	2,000.00	-	-
					<b>5431</b>	<b>- Total</b>	-	-	<b>2,000.00</b>	<b>2,000.00</b>	-	-
					5443	RENTALS-COMPUTERS/RELATED	-	-	3,000.00	3,000.00	-	-
					<b>5443</b>	<b>- Total</b>	-	-	<b>3,000.00</b>	<b>3,000.00</b>	-	-
					5581	TRAVEL	-	2,000.91	3,000.00	1,000.00	(2,000.00)	(66.67%)
					<b>5581</b>	<b>- Total</b>	-	<b>2,000.91</b>	<b>3,000.00</b>	<b>1,000.00</b>	<b>(2,000.00)</b>	<b>(66.67%)</b>
					5593	SU ASSESSMENTS	-	42,364.11	10,000.00	-	(10,000.00)	(100.00%)
					<b>5593</b>	<b>- Total</b>	-	<b>42,364.11</b>	<b>10,000.00</b>	-	<b>(10,000.00)</b>	<b>(100.00%)</b>
					5611	GENERAL SUPPLIES	-	10,973.51	28,500.00	25,500.00	(3,000.00)	(10.53%)
					<b>5611</b>	<b>- Total</b>	-	<b>10,973.51</b>	<b>28,500.00</b>	<b>25,500.00</b>	<b>(3,000.00)</b>	<b>(10.53%)</b>
					5612	ART SUPPLIES	-	918.15	2,500.00	1,500.00	(1,000.00)	(40.00%)

(24)

### FY21 WNUESD Proposed Budget

Fund	Location	Program	Function	Level	Account	Account Title	FY19 Actual	FY20 YTD Actual	FY20 Budget	FY21 Proposed Budget	Variance	Variance %	
					<b>5812</b>	<b>- Total</b>	-	<b>918.15</b>	<b>2,500.00</b>	<b>1,500.00</b>	<b>(1,000.00)</b>	<b>(40.00%)</b>	
					5813	MUSIC SUPPLIES	-	665.01	1,000.00	1,000.00	-	-	
					<b>5813</b>	<b>- Total</b>	-	<b>665.01</b>	<b>1,000.00</b>	<b>1,000.00</b>	-	-	
					5814	PHYS ED SUPPLIES	-	-	1,100.00	1,100.00	-	-	
					<b>5814</b>	<b>- Total</b>	-	-	<b>1,100.00</b>	<b>1,100.00</b>	-	-	
					5831	FOOD	-	53.56	500.00	500.00	-	-	
					<b>5831</b>	<b>- Total</b>	-	<b>53.56</b>	<b>500.00</b>	<b>500.00</b>	-	-	
					5641	BOOKS AND PERIODICALS	-	8,134.43	9,000.00	7,000.00	(2,000.00)	(22.22%)	
					<b>5641</b>	<b>- Total</b>	-	<b>8,134.43</b>	<b>9,000.00</b>	<b>7,000.00</b>	<b>(2,000.00)</b>	<b>(22.22%)</b>	
					5651	SUPPLIES-TECH RELATED	-	6,201.90	6,000.00	6,000.00	-	-	
					<b>5651</b>	<b>- Total</b>	-	<b>6,201.90</b>	<b>6,000.00</b>	<b>6,000.00</b>	-	-	
				<b>11 - Total</b>			-	<b>1,295,384.05</b>	<b>1,509,030.35</b>	<b>1,570,921.16</b>	<b>61,890.81</b>	<b>4.10%</b>	
				31 SECONDARY (7-12)	5341	OTHER PROFESSNL SERVICES	-	-	5,300.00	5,000.00	(300.00)	(5.66%)	
					<b>5341</b>	<b>- Total</b>	-	-	<b>5,300.00</b>	<b>5,000.00</b>	<b>(300.00)</b>	<b>(5.66%)</b>	
					5561	TUITN TO PUB VT LEAS	-	79,865.00	1,024,000.00	1,221,220.00	197,220.00	19.26%	
					<b>5561</b>	<b>- Total</b>	-	<b>79,865.00</b>	<b>1,024,000.00</b>	<b>1,221,220.00</b>	<b>197,220.00</b>	<b>19.26%</b>	
				<b>31 - Total</b>			-	<b>79,865.00</b>	<b>1,029,300.00</b>	<b>1,226,220.00</b>	<b>196,920.00</b>	<b>19.13%</b>	
				<b>1101 - Total</b>			-	<b>1,447,879.55</b>	<b>2,639,010.35</b>	<b>2,885,541.16</b>	<b>246,530.81</b>	<b>9.34%</b>	
				1401 ATHLETICS	11 ELEMENTARY (K-6)	5611	GENERAL SUPPLIES	-	-	1,750.00	1,750.00	-	-
						<b>5611</b>	<b>- Total</b>	-	<b>1,750.00</b>	<b>1,750.00</b>	-	-	
						5812	DUES AND FEES - STUDENTS	-	-	11,800.00	12,750.00	950.00	8.05%
						<b>5812</b>	<b>- Total</b>	-	-	<b>11,800.00</b>	<b>12,750.00</b>	<b>950.00</b>	<b>8.05%</b>
				<b>1401 - Total</b>			-	-	<b>13,550.00</b>	<b>14,500.00</b>	<b>950.00</b>	<b>7.01%</b>	
				2120 GUIDANCE SERVICES	11 ELEMENTARY (K-6)	5171	TECHNICAL/PROFESSNL STFF	-	67,867.31	69,539.00	70,582.00	1,043.00	1.50%
						<b>5171</b>	<b>- Total</b>	-	<b>67,867.31</b>	<b>69,539.00</b>	<b>70,582.00</b>	<b>1,043.00</b>	<b>1.50%</b>
						5211	HEALTH INSURANCE	-	13,287.46	13,865.18	15,770.40	1,905.22	13.74%
						<b>5211</b>	<b>- Total</b>	-	<b>13,287.46</b>	<b>13,865.18</b>	<b>15,770.40</b>	<b>1,905.22</b>	<b>13.74%</b>
						5217	FSA, HRA, HSA ADMIN FEES	-	-	41.40	41.40	-	-
						<b>5217</b>	<b>- Total</b>	-	-	<b>41.40</b>	<b>41.40</b>	-	-
						5219	HRA	-	189.13	2,800.00	3,200.00	400.00	14.29%
						<b>5219</b>	<b>- Total</b>	-	<b>189.13</b>	<b>2,800.00</b>	<b>3,200.00</b>	<b>400.00</b>	<b>14.29%</b>
						5220	FICA	-	4,948.79	5,319.74	5,399.52	79.78	1.50%
						<b>5220</b>	<b>- Total</b>	-	<b>4,948.79</b>	<b>5,319.74</b>	<b>5,399.52</b>	<b>79.78</b>	<b>1.50%</b>
						5251	TUITION REIMBURSEMENT	-	-	350.00	350.00	-	-
						<b>5251</b>	<b>- Total</b>	-	-	<b>350.00</b>	<b>350.00</b>	-	-
						5271	WORKERS COMPENSATION	-	-	473.42	423.49	(49.93)	(10.55%)
						<b>5271</b>	<b>- Total</b>	-	-	<b>473.42</b>	<b>423.49</b>	<b>(49.93)</b>	<b>(10.55%)</b>
						5281	DENTAL	-	335.41	350.00	350.00	-	-
						<b>5281</b>	<b>- Total</b>	-	<b>335.41</b>	<b>350.00</b>	<b>350.00</b>	-	-
						5292	LIFE	-	8.16	8.52	12.96	4.44	52.11%
						<b>5292</b>	<b>- Total</b>	-	<b>8.16</b>	<b>8.52</b>	<b>12.96</b>	<b>4.44</b>	<b>52.11%</b>
						5294	LTD	-	219.88	225.96	254.10	28.14	12.45%
						<b>5294</b>	<b>- Total</b>	-	<b>219.88</b>	<b>225.96</b>	<b>254.10</b>	<b>28.14</b>	<b>12.45%</b>
						5341	OTHER PROFESSNL SERVICES	-	-	16,000.00	16,000.00	-	-
						<b>5341</b>	<b>- Total</b>	-	-	<b>16,000.00</b>	<b>16,000.00</b>	-	-
						5581	TRAVEL	-	-	200.00	200.00	-	-
						<b>5581</b>	<b>- Total</b>	-	-	<b>200.00</b>	<b>200.00</b>	-	-
						5611	GENERAL SUPPLIES	-	138.86	200.00	200.00	-	-
						<b>5611</b>	<b>- Total</b>	-	<b>138.86</b>	<b>200.00</b>	<b>200.00</b>	-	-
						5641	BOOKS AND PERIODICALS	-	-	100.00	100.00	-	-
						<b>5641</b>	<b>- Total</b>	-	-	<b>100.00</b>	<b>100.00</b>	-	-
				<b>2120 - Total</b>			-	<b>86,975.00</b>	<b>109,473.22</b>	<b>112,883.87</b>	<b>3,410.65</b>	<b>3.12%</b>	

(25)

FY21 WNUESD Proposed Budget

Fund	Location	Program	Function	Level	Account	Account Title	FY19 Actual	FY20 YTD Actual	FY20 Budget	FY21 Proposed Budget	Variance	Variance %
		2131 HEALTH SERVICES	11 ELEMENTARY (K-6)	5131		SUBSTITUTES	-	-	300.00	-	(300.00)	(100.00%)
				<b>5131</b>	<b>- Total</b>		-	-	<b>300.00</b>	-	<b>(300.00)</b>	<b>(100.00%)</b>
				5171		TECHNICAL/PROFESSNL STFF	-	63,133.65	64,689.00	65,659.00	970.00	1.50%
				<b>5171</b>	<b>- Total</b>		-	<b>63,133.65</b>	<b>64,689.00</b>	<b>65,659.00</b>	<b>970.00</b>	<b>1.50%</b>
				5220		FICA	-	4,813.03	4,971.66	5,022.91	51.25	1.03%
				<b>5220</b>	<b>- Total</b>		-	<b>4,813.03</b>	<b>4,971.66</b>	<b>5,022.91</b>	<b>51.25</b>	<b>1.03%</b>
				5251		TUITION REIMBURSEMENT	-	-	350.00	350.00	-	-
				<b>5251</b>	<b>- Total</b>		-	-	<b>350.00</b>	<b>350.00</b>	-	-
				5271		WORKERS COMPENSATION	-	-	452.15	393.95	(58.20)	(12.87%)
				<b>5271</b>	<b>- Total</b>		-	-	<b>452.15</b>	<b>393.95</b>	<b>(58.20)</b>	<b>(12.87%)</b>
				5281		DENTAL	-	335.41	350.00	350.00	-	-
				<b>5281</b>	<b>- Total</b>		-	<b>335.41</b>	<b>350.00</b>	<b>350.00</b>	-	-
				5292		LIFE	-	12.42	12.96	12.96	-	-
				<b>5292</b>	<b>- Total</b>		-	<b>12.42</b>	<b>12.96</b>	<b>12.96</b>	-	-
				5294		LTD	-	204.47	210.24	236.37	28.13	12.43%
				<b>5294</b>	<b>- Total</b>		-	<b>204.47</b>	<b>210.24</b>	<b>236.37</b>	<b>28.13</b>	<b>12.43%</b>
				5432		TECHNLGY REPAIR/MAINT	-	-	250.00	250.00	-	-
				<b>5432</b>	<b>- Total</b>		-	-	<b>250.00</b>	<b>250.00</b>	-	-
				5531		COMMUNICATIONS	-	93.18	550.00	558.00	8.00	1.45%
				<b>5531</b>	<b>- Total</b>		-	<b>93.18</b>	<b>550.00</b>	<b>558.00</b>	<b>8.00</b>	<b>1.45%</b>
				5581		TRAVEL	-	-	400.00	400.00	-	-
				<b>5581</b>	<b>- Total</b>		-	-	<b>400.00</b>	<b>400.00</b>	-	-
				5611		GENERAL SUPPLIES	-	286.15	2,950.00	2,950.00	-	-
				<b>5611</b>	<b>- Total</b>		-	<b>286.15</b>	<b>2,950.00</b>	<b>2,950.00</b>	-	-
				5641		BOOKS AND PERIODICALS	-	-	100.00	100.00	-	-
				<b>5641</b>	<b>- Total</b>		-	-	<b>100.00</b>	<b>100.00</b>	-	-
				5651		SUPPLIES-TECH RELATED	-	780.00	-	780.00	780.00	-
				<b>5651</b>	<b>- Total</b>		-	<b>780.00</b>	-	<b>780.00</b>	<b>780.00</b>	-
				5811		DUES AND FEES - STAFF	-	-	875.00	-	(875.00)	(100.00%)
				<b>5811</b>	<b>- Total</b>		-	-	<b>875.00</b>	-	<b>(875.00)</b>	<b>(100.00%)</b>
		<b>2131 - Total</b>					-	<b>69,658.31</b>	<b>76,461.01</b>	<b>77,063.19</b>	<b>602.18</b>	<b>0.79%</b>
		2132 SCHOOL NURSE	11 ELEMENTARY (K-6)	5593		SU ASSESSMENTS	-	-	12,892.58	-	(12,892.58)	(100.00%)
		<b>2132 - Total</b>					-	-	<b>12,892.58</b>	-	<b>(12,892.58)</b>	<b>(100.00%)</b>
		2151 SPCH PATHLGY/AUDILGY SERV	31 SECONDARY (7-12)	5341		OTHER PROFESSNL SERVICES	-	280.00	-	-	-	-
		<b>2151 - Total</b>					-	<b>280.00</b>	-	-	-	-
		2160 OCCUPATIONAL THERAPY	11 ELEMENTARY (K-6)	5593		SU ASSESSMENTS	-	517.18	-	-	-	-
		<b>2160 - Total</b>					-	<b>517.18</b>	-	-	-	-
		2212 INSTRUCT/CURRICULMDE VELOP	11 ELEMENTARY (K-6)	5111		TEACHERS	-	-	6,370.00	6,650.00	280.00	4.40%
				<b>5111</b>	<b>- Total</b>		-	-	<b>6,370.00</b>	<b>6,650.00</b>	<b>280.00</b>	<b>4.40%</b>
				5220		FICA	-	487.31	508.73	508.73	21.42	4.40%
				<b>5220</b>	<b>- Total</b>		-	<b>487.31</b>	<b>508.73</b>	<b>508.73</b>	<b>21.42</b>	<b>4.40%</b>
				5234		VMERS	-	-	8.42	9.13	0.71	8.43%
				<b>5234</b>	<b>- Total</b>		-	-	<b>8.42</b>	<b>9.13</b>	<b>0.71</b>	<b>8.43%</b>
				5271		WORKERS COMPENSATION	-	-	43.37	45.47	2.10	4.84%
				<b>5271</b>	<b>- Total</b>		-	-	<b>43.37</b>	<b>45.47</b>	<b>2.10</b>	<b>4.84%</b>
				5321		PROFESSIONAL EDU SERVICES	-	-	4,000.00	4,000.00	-	-
				<b>5321</b>	<b>- Total</b>		-	-	<b>4,000.00</b>	<b>4,000.00</b>	-	-
				5331		EMP TRAINING/DEVELOP	-	3,000.00	-	-	-	-
				<b>5331</b>	<b>- Total</b>		-	<b>3,000.00</b>	-	-	-	-
				5611		GENERAL SUPPLIES	-	-	400.00	400.00	-	-

(26)

**FY21 WNUESD Proposed Budget**

Fund	Location	Program	Function	Level	Account	Account Title	FY19 Actual	FY20 YTD Actual	FY20 Budget	FY21 Proposed Budget	Variance	Variance %
					<b>5611</b>	<b>- Total</b>	-	-	<b>400.00</b>	<b>400.00</b>	-	-
					5831	FOOD	-	-	1,500.00	1,500.00	-	-
					<b>5631</b>	<b>- Total</b>	-	-	<b>1,500.00</b>	<b>1,500.00</b>	-	-
					5641	BOOKS AND PERIODICALS	-	-	500.00	500.00	-	-
					<b>5641</b>	<b>- Total</b>	-	-	<b>500.00</b>	<b>500.00</b>	-	-
					<b>2212</b>	<b>- Total</b>	-	<b>3,000.00</b>	<b>13,309.10</b>	<b>13,613.33</b>	<b>304.23</b>	<b>2.29%</b>
				11 ELEMENTARY (K-6)	5593	SU ASSESSMENTS	-	1,692.03	1,908.85	-	(1,908.85)	(100.00%)
					<b>2213</b>	<b>- Total</b>	-	<b>1,692.03</b>	<b>1,908.85</b>	-	<b>(1,908.85)</b>	<b>(100.00%)</b>
				11 ELEMENTARY (K-6)	5171	TECHNICAL/PROFESSNL STFF	-	55,572.12	55,358.00	46,236.00	(9,122.00)	(16.48%)
					<b>5171</b>	<b>- Total</b>	-	<b>55,572.12</b>	<b>55,358.00</b>	<b>46,236.00</b>	<b>(9,122.00)</b>	<b>(16.48%)</b>
					5211	HEALTH INSURANCE	-	17,361.31	18,828.48	17,179.01	(1,649.47)	(8.76%)
					<b>5211</b>	<b>- Total</b>	-	<b>17,361.31</b>	<b>18,828.48</b>	<b>17,179.01</b>	<b>(1,649.47)</b>	<b>(8.76%)</b>
					5217	FSA, HRA, HSA ADMIN FEES	-	-	41.40	41.40	-	-
					<b>5217</b>	<b>- Total</b>	-	-	<b>41.40</b>	<b>41.40</b>	-	-
					5219	HRA	-	38.17	2,800.00	3,200.00	400.00	14.28%
					<b>5219</b>	<b>- Total</b>	-	<b>38.17</b>	<b>2,800.00</b>	<b>3,200.00</b>	<b>400.00</b>	<b>14.29%</b>
					5220	FICA	-	3,921.19	4,234.89	3,537.05	(697.84)	(16.48%)
					<b>5220</b>	<b>- Total</b>	-	<b>3,921.19</b>	<b>4,234.89</b>	<b>3,537.05</b>	<b>(697.84)</b>	<b>(16.48%)</b>
					5251	TUITION REIMBURSEMENT	-	750.00	350.00	2,000.00	1,650.00	471.43%
					<b>5251</b>	<b>- Total</b>	-	<b>750.00</b>	<b>350.00</b>	<b>2,000.00</b>	<b>1,650.00</b>	<b>471.43%</b>
					5271	WORKERS COMPENSATION	-	-	376.88	277.42	(99.46)	(26.39%)
					<b>5271</b>	<b>- Total</b>	-	-	<b>376.88</b>	<b>277.42</b>	<b>(99.46)</b>	<b>(26.39%)</b>
					5281	DENTAL	-	322.73	350.00	280.00	(70.00)	(20.00%)
					<b>5281</b>	<b>- Total</b>	-	<b>322.73</b>	<b>350.00</b>	<b>280.00</b>	<b>(70.00)</b>	<b>(20.00%)</b>
					5292	LIFE	-	10.87	12.96	10.37	(2.59)	(19.98%)
					<b>5292</b>	<b>- Total</b>	-	<b>10.87</b>	<b>12.96</b>	<b>10.37</b>	<b>(2.59)</b>	<b>(19.98%)</b>
					5294	LTD	-	173.16	179.88	166.45	(13.43)	(7.47%)
					<b>5294</b>	<b>- Total</b>	-	<b>173.16</b>	<b>179.88</b>	<b>166.45</b>	<b>(13.43)</b>	<b>(7.47%)</b>
					5531	COMMUNICATIONS	-	138.00	-	-	-	-
					<b>5531</b>	<b>- Total</b>	-	<b>138.00</b>	-	-	-	-
					5581	TRAVEL	-	-	250.00	250.00	-	-
					<b>5581</b>	<b>- Total</b>	-	-	<b>250.00</b>	<b>250.00</b>	-	-
					5611	GENERAL SUPPLIES	-	-	4,500.00	4,500.00	-	-
					<b>5611</b>	<b>- Total</b>	-	-	<b>4,500.00</b>	<b>4,500.00</b>	-	-
					5641	BOOKS AND PERIODICALS	-	496.56	3,185.00	3,185.00	-	-
					<b>5641</b>	<b>- Total</b>	-	<b>496.56</b>	<b>3,185.00</b>	<b>3,185.00</b>	-	-
					5651	SUPPLIES-TECH RELATED	-	149.50	-	-	-	-
					<b>5651</b>	<b>- Total</b>	-	<b>149.50</b>	-	-	-	-
					5811	DUES AND FEES - STAFF	-	-	2,300.00	2,300.00	-	-
					<b>5811</b>	<b>- Total</b>	-	-	<b>2,300.00</b>	<b>2,300.00</b>	-	-
					<b>2220</b>	<b>- Total</b>	-	<b>78,933.61</b>	<b>92,767.49</b>	<b>83,162.70</b>	<b>(9,604.79)</b>	<b>(10.35%)</b>
				11 ELEMENTARY (K-6)	5352	ASSISTIVE TECHNOLOGY	-	-	3,500.00	-	(3,500.00)	(100.00%)
					<b>5352</b>	<b>- Total</b>	-	-	<b>3,500.00</b>	-	<b>(3,500.00)</b>	<b>(100.00%)</b>
					5443	RENTALS-COMPUTERS/RELATED	-	-	8,000.00	8,740.00	740.00	9.25%
					<b>5443</b>	<b>- Total</b>	-	-	<b>8,000.00</b>	<b>8,740.00</b>	<b>740.00</b>	<b>9.25%</b>
					5521	INSURANCE (NOT EMP BEN)	-	-	475.00	475.00	-	-
					<b>5521</b>	<b>- Total</b>	-	-	<b>475.00</b>	<b>475.00</b>	-	-
					5531	COMMUNICATIONS	-	1,693.40	5,500.00	6,000.00	500.00	9.09%
					<b>5531</b>	<b>- Total</b>	-	<b>1,693.40</b>	<b>5,500.00</b>	<b>6,000.00</b>	<b>500.00</b>	<b>9.09%</b>
					5581	TRAVEL	-	-	100.00	125.00	25.00	25.00%
					<b>5581</b>	<b>- Total</b>	-	-	<b>100.00</b>	<b>125.00</b>	<b>25.00</b>	<b>25.00%</b>

(277)

FY21 WNUESD Proposed Budget

Fund	Location	Program	Function	Level	Account	Account Title	FY19 Actual	FY20 YTD Actual	FY20 Budget	FY21 Proposed Budget	Variance	Variance %
					5593	SU ASSESSMENTS	-	30,149.29	-	-	-	-
					<b>5593 - Total</b>		-	<b>30,149.29</b>	-	-	-	-
					5651	SUPPLIES-TECH RELATED	-	40,089.97	24,000.00	23,584.00	(416.00)	(1.73%)
					<b>5651 - Total</b>		-	<b>40,089.97</b>	<b>24,000.00</b>	<b>23,584.00</b>	<b>(416.00)</b>	<b>(1.73%)</b>
					5811	DUES AND FEES - STAFF	-	-	1,500.00	1,500.00	-	-
					<b>5811 - Total</b>		-	-	<b>1,500.00</b>	<b>1,500.00</b>	-	-
		<b>2230 - Total</b>					-	<b>71,932.66</b>	<b>43,075.00</b>	<b>40,424.00</b>	<b>(2,651.00)</b>	<b>(6.15%)</b>
		2311 BOARD OF EDUCATION		11 ELEMENTARY (K-6)	5161	CLERICAL	-	-	2,525.00	-	(2,525.00)	(100.00%)
					<b>5161 - Total</b>		-	-	<b>2,525.00</b>	-	<b>(2,525.00)</b>	<b>(100.00%)</b>
					5191	OTHER	-	4,300.00	4,300.00	-	(4,300.00)	(100.00%)
					<b>5191 - Total</b>		-	<b>4,300.00</b>	<b>4,300.00</b>	-	<b>(4,300.00)</b>	<b>(100.00%)</b>
					5220	FICA	-	16,123.35	522.11	-	(522.11)	(100.00%)
					<b>5220 - Total</b>		-	<b>16,123.35</b>	<b>522.11</b>	-	<b>(522.11)</b>	<b>(100.00%)</b>
					5271	WORKERS COMPENSATION	-	-	46.46	-	(46.46)	(100.00%)
					<b>5271 - Total</b>		-	-	<b>46.46</b>	-	<b>(46.46)</b>	<b>(100.00%)</b>
					5341	OTHER PROFESSNL SERVICES	-	1,137.75	-	-	-	-
					<b>5341 - Total</b>		-	<b>1,137.75</b>	-	-	-	-
					5521	INSURANCE (NOT EMP BEN)	-	-	2,250.00	-	(2,250.00)	(100.00%)
					<b>5521 - Total</b>		-	-	<b>2,250.00</b>	-	<b>(2,250.00)</b>	<b>(100.00%)</b>
					5581	TRAVEL	-	-	100.00	-	(100.00)	(100.00%)
					<b>5581 - Total</b>		-	-	<b>100.00</b>	-	<b>(100.00)</b>	<b>(100.00%)</b>
					5593	SU ASSESSMENTS	-	-	34,548.18	-	(34,548.18)	(100.00%)
					<b>5593 - Total</b>		-	-	<b>34,548.18</b>	-	<b>(34,548.18)</b>	<b>(100.00%)</b>
					5611	GENERAL SUPPLIES	-	-	200.00	-	(200.00)	(100.00%)
					<b>5611 - Total</b>		-	-	<b>200.00</b>	-	<b>(200.00)</b>	<b>(100.00%)</b>
					5641	BOOKS AND PERIODICALS	-	-	75.00	-	(75.00)	(100.00%)
					<b>5641 - Total</b>		-	-	<b>75.00</b>	-	<b>(75.00)</b>	<b>(100.00%)</b>
					5950	CONTINGENCY FUND	-	-	44,009.44	-	(44,009.44)	(100.00%)
					<b>5950 - Total</b>		-	-	<b>44,009.44</b>	-	<b>(44,009.44)</b>	<b>(100.00%)</b>
		<b>2311 - Total</b>					-	<b>21,561.10</b>	<b>88,576.19</b>	-	<b>(88,576.19)</b>	<b>(100.00%)</b>
		2314 AUDIT		11 ELEMENTARY (K-6)	5342	AUDITING SERVICES	-	3,341.70	9,400.00	-	(9,400.00)	(100.00%)
		<b>2314 - Total</b>					-	<b>3,341.70</b>	<b>9,400.00</b>	-	<b>(9,400.00)</b>	<b>(100.00%)</b>
		2315 LEGAL SERVICES		11 ELEMENTARY (K-6)	5341	OTHER PROFESSNL SERVICES	-	-	300.00	-	(300.00)	(100.00%)
					<b>5341 - Total</b>		-	-	<b>300.00</b>	-	<b>(300.00)</b>	<b>(100.00%)</b>
					5593	SU ASSESSMENTS	-	16,873.89	4,854.60	-	(4,854.60)	(100.00%)
					<b>5593 - Total</b>		-	<b>16,873.89</b>	<b>4,854.60</b>	-	<b>(4,854.60)</b>	<b>(100.00%)</b>
		<b>2315 - Total</b>					-	<b>16,873.89</b>	<b>5,154.60</b>	-	<b>(5,154.60)</b>	<b>(100.00%)</b>
		2320 EXEC ADMIN		11 ELEMENTARY (K-6)	5593	SU ASSESSMENTS	-	88,101.73	98,605.62	-	(98,605.62)	(100.00%)
		<b>2320 - Total</b>					-	<b>88,101.73</b>	<b>98,605.62</b>	-	<b>(98,605.62)</b>	<b>(100.00%)</b>
		2410 OFFICE OF THE PRINCIPAL		11 ELEMENTARY (K-6)	5141	ADMINISTRATION	-	90,786.54	91,936.00	94,418.00	2,482.00	2.70%
					<b>5141 - Total</b>		-	<b>90,786.54</b>	<b>91,936.00</b>	<b>94,418.00</b>	<b>2,482.00</b>	<b>2.70%</b>
					5161	CLERICAL	-	38,772.39	39,100.43	40,323.36	1,222.93	3.13%
					<b>5161 - Total</b>		-	<b>38,772.39</b>	<b>39,100.43</b>	<b>40,323.36</b>	<b>1,222.93</b>	<b>3.13%</b>
					5211	HEALTH INSURANCE	-	13,312.01	21,530.92	24,167.52	2,636.60	12.25%
					<b>5211 - Total</b>		-	<b>13,312.01</b>	<b>21,530.92</b>	<b>24,167.52</b>	<b>2,636.60</b>	<b>12.25%</b>
					5217	FSA, HRA, HSA ADMIN FEES	-	-	82.80	82.80	-	-
					<b>5217 - Total</b>		-	-	<b>82.80</b>	<b>82.80</b>	-	-
					5219	HRA	-	113.64	4,200.00	4,800.00	600.00	14.29%
					<b>5219 - Total</b>		-	<b>113.64</b>	<b>4,200.00</b>	<b>4,800.00</b>	<b>600.00</b>	<b>14.29%</b>
					5220	FICA	-	9,911.31	10,024.29	10,307.72	283.43	2.83%
					<b>5220 - Total</b>		-	<b>9,911.31</b>	<b>10,024.29</b>	<b>10,307.72</b>	<b>283.43</b>	<b>2.83%</b>
					5234	VMERS	-	2,229.41	2,248.27	2,419.40	171.13	7.61%

(28)

FY21 WNUESD Proposed Budget

Fund	Location	Program	Function	Level	Account	Account Title	FY19 Actual	FY20 YTD Actual	FY20 Budget	FY21 Proposed Budget	Variance	Variance %
					<b>5234</b>	<b>- Total</b>	-	<b>2,229.41</b>	<b>2,248.27</b>	<b>2,419.40</b>	<b>171.13</b>	<b>7.61%</b>
					5261	TUITION REIMBURSEMENT	-	389.00	2,000.00	2,000.00	-	-
					<b>5251</b>	<b>- Total</b>	-	<b>389.00</b>	<b>2,000.00</b>	<b>2,000.00</b>	-	-
					5271	WORKERS COMPENSATION	-	-	892.10	808.45	(83.65)	(9.38%)
					<b>5271</b>	<b>- Total</b>	-	-	<b>892.10</b>	<b>808.45</b>	<b>(83.65)</b>	<b>(9.38%)</b>
					5281	DENTAL	-	-	-	300.00	300.00	-
					<b>5281</b>	<b>- Total</b>	-	-	-	<b>300.00</b>	<b>300.00</b>	-
					5292	LIFE	-	24.84	25.92	25.92	-	-
					<b>5292</b>	<b>- Total</b>	-	<b>24.84</b>	<b>25.92</b>	<b>25.92</b>	-	-
					5294	LTD	-	419.63	425.88	485.06	59.18	13.90%
					<b>5294</b>	<b>- Total</b>	-	<b>419.63</b>	<b>425.88</b>	<b>485.06</b>	<b>59.18</b>	<b>13.90%</b>
					5431	NONTECHNLGY REPAIR/MAINT	-	205.00	-	1,000.00	1,000.00	-
					<b>5431</b>	<b>- Total</b>	-	<b>205.00</b>	-	<b>1,000.00</b>	<b>1,000.00</b>	-
					5432	TECHNLGY REPAIR/MAINT	-	-	1,000.00	250.00	(750.00)	(75.00%)
					<b>5432</b>	<b>- Total</b>	-	-	<b>1,000.00</b>	<b>250.00</b>	<b>(750.00)</b>	<b>(75.00%)</b>
					5443	RENTALS-COMPUTERS/RELATED	-	1,759.46	12,000.00	12,000.00	-	-
					<b>5443</b>	<b>- Total</b>	-	<b>1,759.46</b>	<b>12,000.00</b>	<b>12,000.00</b>	-	-
					5531	COMMUNICATIONS	-	2,593.67	7,200.00	7,200.00	-	-
					<b>5531</b>	<b>- Total</b>	-	<b>2,593.67</b>	<b>7,200.00</b>	<b>7,200.00</b>	-	-
					5551	PRINTING AND BINDING	-	-	550.00	550.00	-	-
					<b>5551</b>	<b>- Total</b>	-	-	<b>550.00</b>	<b>550.00</b>	-	-
					5581	TRAVEL	-	869.45	3,000.00	1,000.00	(2,000.00)	(66.67%)
					<b>5581</b>	<b>- Total</b>	-	<b>869.45</b>	<b>3,000.00</b>	<b>1,000.00</b>	<b>(2,000.00)</b>	<b>(66.67%)</b>
					5611	GENERAL SUPPLIES	-	1,359.32	3,500.00	3,500.00	-	-
					<b>5611</b>	<b>- Total</b>	-	<b>1,359.32</b>	<b>3,500.00</b>	<b>3,500.00</b>	-	-
					5631	FOOD	-	318.00	2,250.00	2,250.00	-	-
					<b>5631</b>	<b>- Total</b>	-	<b>318.00</b>	<b>2,250.00</b>	<b>2,250.00</b>	-	-
					5651	SUPPLIES-TECH RELATED	-	110.00	500.00	500.00	-	-
					<b>5651</b>	<b>- Total</b>	-	<b>110.00</b>	<b>500.00</b>	<b>500.00</b>	-	-
					5811	DUES AND FEES - STAFF	-	676.11	1,300.00	1,300.00	-	-
					<b>5811</b>	<b>- Total</b>	-	<b>676.11</b>	<b>1,300.00</b>	<b>1,300.00</b>	-	-
					<b>2410 - Total</b>		-	<b>163,849.78</b>	<b>203,766.61</b>	<b>209,688.23</b>	<b>5,921.62</b>	<b>2.91%</b>
	2510 FISCAL SERVICES		11 ELEMENTARY (K-6)		5161	CLERICAL	-	-	1,000.00	1,000.00	-	-
					<b>5161</b>	<b>- Total</b>	-	-	<b>1,000.00</b>	<b>1,000.00</b>	-	-
					5220	FICA	-	-	-	76.50	76.50	-
					<b>5220</b>	<b>- Total</b>	-	-	-	<b>76.50</b>	<b>76.50</b>	-
					5271	WORKERS COMPENSATION	-	-	-	6.00	6.00	-
					<b>5271</b>	<b>- Total</b>	-	-	-	<b>6.00</b>	<b>6.00</b>	-
					5593	SU ASSESSMENTS	-	68,868.37	67,120.90	-	(67,120.90)	(100.00%)
					<b>5593</b>	<b>- Total</b>	-	<b>68,868.37</b>	<b>67,120.90</b>	-	<b>(67,120.90)</b>	<b>(100.00%)</b>
					5835	INTEREST ON ST DEBT	-	-	1,400.00	-	(1,400.00)	(100.00%)
					<b>5835</b>	<b>- Total</b>	-	-	<b>1,400.00</b>	-	<b>(1,400.00)</b>	<b>(100.00%)</b>
					<b>2510 - Total</b>		-	<b>68,868.37</b>	<b>69,520.90</b>	<b>1,082.50</b>	<b>(68,438.40)</b>	<b>(98.44%)</b>
	2530 PRINT PUB & DUPLI SERV		11 ELEMENTARY (K-6)		5552	PRINTING/BINDING - LOCAL	-	344.00	-	-	-	-
					<b>5552</b>	<b>- Total</b>	-	<b>344.00</b>	-	-	-	-
					<b>2530 - Total</b>		-	<b>344.00</b>	-	-	-	-
	2540 PLAN RES DEV & EVAL SERV		11 ELEMENTARY (K-6)		5593	SU ASSESSMENTS	-	30,670.07	31,295.30	-	(31,295.30)	(100.00%)
					<b>5593</b>	<b>- Total</b>	-	<b>30,670.07</b>	<b>31,295.30</b>	-	<b>(31,295.30)</b>	<b>(100.00%)</b>
					<b>2540 - Total</b>		-	<b>30,670.07</b>	<b>31,295.30</b>	-	<b>(31,295.30)</b>	<b>(100.00%)</b>
	2560 PUBLIC INFO SERVICES		11 ELEMENTARY (K-6)		5531	COMMUNICATIONS	-	-	800.00	800.00	-	-
					<b>5531</b>	<b>- Total</b>	-	-	<b>800.00</b>	<b>800.00</b>	-	-
					5541	ADVERTISING	-	34.51	-	-	-	-

(29)

FY21 WNUESD Proposed Budget

Fund	Location	Program	Function	Level	Account	Account Title	FY19 Actual	FY20 YTD Actual	FY20 Budget	FY21 Proposed Budget	Variance	Variance %	
			<b>2560 - Total</b>				-	<b>34.51</b>	<b>800.00</b>	<b>800.00</b>	-	-	
			2580 ADMIN TECHNOLOGY SERVICES	11 ELEMENTARY (K-6)	5593	SU ASSESSMENTS	-	28,924.77	27,423.48	-	(27,423.48)	(100.00%)	
			<b>2580 - Total</b>				-	<b>28,924.77</b>	<b>27,423.48</b>	-	<b>(27,423.48)</b>	<b>(100.00%)</b>	
			2610 OPERATION OF BUILDINGS	11 ELEMENTARY (K-6)	5171	TECHNICAL/PROFESSNL STFF	-	51,501.46	52,153.38	53,561.52	1,408.14	2.70%	
			<b>5171 - Total</b>				-	<b>51,501.46</b>	<b>52,153.38</b>	<b>53,561.52</b>	<b>1,408.14</b>	<b>2.70%</b>	
			5181 NON-CLERICAL GENERALISTS		5181		-	36,596.16	65,241.78	76,357.28	11,115.50	17.04%	
			<b>5181 - Total</b>				-	<b>36,596.16</b>	<b>65,241.78</b>	<b>76,357.28</b>	<b>11,115.50</b>	<b>17.04%</b>	
			5211 HEALTH INSURANCE		5211		-	24,562.40	43,430.10	52,815.36	9,385.26	21.61%	
			<b>5211 - Total</b>				-	<b>24,562.40</b>	<b>43,430.10</b>	<b>52,815.36</b>	<b>9,385.26</b>	<b>21.61%</b>	
			5217 FSA, HRA, HSA ADMIN FEES		5217		-	-	82.80	124.20	41.40	50.00%	
			<b>5217 - Total</b>				-	-	<b>82.80</b>	<b>124.20</b>	<b>41.40</b>	<b>50.00%</b>	
			5219 HRA		5219		-	261.26	6,728.96	8,000.00	1,271.04	18.89%	
			<b>5219 - Total</b>				-	<b>261.26</b>	<b>6,728.96</b>	<b>8,000.00</b>	<b>1,271.04</b>	<b>18.89%</b>	
			5220 FICA		5220		-	6,739.39	8,980.73	9,938.79	958.06	10.67%	
			<b>5220 - Total</b>				-	<b>6,739.39</b>	<b>8,980.73</b>	<b>9,938.79</b>	<b>958.06</b>	<b>10.67%</b>	
			5234 VMERS		5234		-	5,065.59	6,750.22	7,795.13	1,044.91	15.48%	
			<b>5234 - Total</b>				-	<b>5,065.59</b>	<b>6,750.22</b>	<b>7,795.13</b>	<b>1,044.91</b>	<b>15.48%</b>	
			5271 WORKERS COMPENSATION		5271		-	-	6,022.37	6,495.94	473.57	7.86%	
			<b>5271 - Total</b>				-	-	<b>6,022.37</b>	<b>6,495.94</b>	<b>473.57</b>	<b>7.86%</b>	
			5281 DENTAL		5281		-	575.00	842.92	900.00	57.08	6.77%	
			<b>5281 - Total</b>				-	<b>575.00</b>	<b>842.92</b>	<b>900.00</b>	<b>57.08</b>	<b>6.77%</b>	
			5292 LIFE		5292		-	24.84	37.80	38.88	1.08	2.86%	
			<b>5292 - Total</b>				-	<b>24.84</b>	<b>37.80</b>	<b>38.88</b>	<b>1.08</b>	<b>2.86%</b>	
			5294 LTD		5294		-	280.82	381.15	467.71	86.56	22.71%	
			<b>5294 - Total</b>				-	<b>280.82</b>	<b>381.15</b>	<b>467.71</b>	<b>86.56</b>	<b>22.71%</b>	
			5352 ASSISTIVE TECHNOLOGY		5352		-	750.00	2,512.45	2,512.45	-	-	
			<b>5352 - Total</b>				-	<b>750.00</b>	<b>2,512.45</b>	<b>2,512.45</b>	-	-	
			5412 WATER & SEWER		5412		-	1,500.00	2,750.00	2,000.00	(750.00)	(27.27%)	
			<b>5412 - Total</b>				-	<b>1,500.00</b>	<b>2,750.00</b>	<b>2,000.00</b>	<b>(750.00)</b>	<b>(27.27%)</b>	
			5421 CLEANING SERVICES		5421		-	-	2,000.00	2,000.00	-	-	
			<b>5421 - Total</b>				-	-	<b>2,000.00</b>	<b>2,000.00</b>	-	-	
			5425 TRASH & RECYCLING		5425		-	1,326.60	3,080.00	3,080.00	-	-	
			<b>5425 - Total</b>				-	<b>1,326.60</b>	<b>3,080.00</b>	<b>3,080.00</b>	-	-	
			5426 SEPTIC & GREASE DISPOSAL		5426		-	3,000.00	-	3,000.00	3,000.00	-	-
			<b>5426 - Total</b>				-	<b>3,000.00</b>	-	<b>3,000.00</b>	<b>3,000.00</b>	-	-
			5431 NONTECHNLGY REPAIR/MAINT		5431		-	10,301.60	20,000.00	20,000.00	-	-	
			<b>5431 - Total</b>				-	<b>10,301.60</b>	<b>20,000.00</b>	<b>20,000.00</b>	-	-	
			5442 RENTALS-EQUIPMNT/VEHICLES		5442		-	-	150.00	150.00	-	-	
			<b>5442 - Total</b>				-	-	<b>150.00</b>	<b>150.00</b>	-	-	
			5490 CAPITAL PROJECTS		5490		-	5,345.80	10,000.00	10,000.00	-	-	
			<b>5490 - Total</b>				-	<b>5,345.80</b>	<b>10,000.00</b>	<b>10,000.00</b>	-	-	
			5521 INSURANCE (NOT EMP BEN)		5521		-	-	9,100.00	10,010.00	910.00	10.00%	
			<b>5521 - Total</b>				-	-	<b>9,100.00</b>	<b>10,010.00</b>	<b>910.00</b>	<b>10.00%</b>	
			5531 COMMUNICATIONS		5531		-	93.18	660.00	660.00	-	-	
			<b>5531 - Total</b>				-	<b>93.18</b>	<b>660.00</b>	<b>660.00</b>	-	-	
			5581 TRAVEL		5581		-	-	1,000.00	1,000.00	-	-	
			<b>5581 - Total</b>				-	-	<b>1,000.00</b>	<b>1,000.00</b>	-	-	
			5593 SU ASSESSMENTS		5593		-	16,519.88	19,984.91	-	(19,984.91)	(100.00%)	
			<b>5593 - Total</b>				-	<b>16,519.88</b>	<b>19,984.91</b>	-	<b>(19,984.91)</b>	<b>(100.00%)</b>	
			5611 GENERAL SUPPLIES		5611		-	23,396.05	25,000.00	25,000.00	-	-	
			<b>5611 - Total</b>				-	<b>23,396.05</b>	<b>25,000.00</b>	<b>25,000.00</b>	-	-	

(30)



**FY21 WNUESD Proposed Budget**

Fund	Location	Program	Function	Level	Account	Account Title	FY19 Actual	FY20 YTD Actual	FY20 Budget	FY21 Proposed Budget	Variance	Variance %
					5622	ELECTRICITY	-	6,029.22	33,300.00	33,300.00	-	-
					<b>5622</b>	<b>- Total</b>	-	<b>6,029.22</b>	<b>33,300.00</b>	<b>33,300.00</b>	-	-
					5623	BOTTLED GAS	-	-	250.00	250.00	-	-
					<b>5623</b>	<b>- Total</b>	-	-	<b>250.00</b>	<b>250.00</b>	-	-
					5624	OIL	-	-	21,500.00	21,500.00	-	-
					<b>5624</b>	<b>- Total</b>	-	-	<b>21,500.00</b>	<b>21,500.00</b>	-	-
					5626	GASOLINE	-	19.84	-	-	-	-
					<b>5626</b>	<b>- Total</b>	-	<b>19.84</b>	-	-	-	-
					5811	DUES AND FEES - STAFF	-	547.00	2,300.00	2,300.00	-	-
					<b>5811</b>	<b>- Total</b>	-	<b>547.00</b>	<b>2,300.00</b>	<b>2,300.00</b>	-	-
					<b>2610 - Total</b>		-	<b>194,436.09</b>	<b>344,239.57</b>	<b>353,257.26</b>	<b>9,017.69</b>	<b>2.62%</b>
		2630 CARE & UPKEEP OF GROUNDS		11 ELEMENTARY (K-6)	5422	SNOW PLOWING AND SANDING	-	-	11,500.00	11,500.00	-	-
					<b>5422</b>	<b>- Total</b>	-	-	<b>11,500.00</b>	<b>11,500.00</b>	-	-
					5424	LANDSCAPING/LAWN CARE	-	200.00	-	-	-	-
					<b>5424</b>	<b>- Total</b>	-	<b>200.00</b>	-	-	-	-
					5431	NONTECHNLGY REPAIR/MAINT	-	109.44	2,250.00	2,250.00	-	-
					<b>5431</b>	<b>- Total</b>	-	<b>109.44</b>	<b>2,250.00</b>	<b>2,250.00</b>	-	-
					5611	GENERAL SUPPLIES	-	1,000.00	-	1,000.00	1,000.00	-
					<b>5611</b>	<b>- Total</b>	-	<b>1,000.00</b>	-	<b>1,000.00</b>	<b>1,000.00</b>	-
					5626	GASOLINE	-	400.00	600.00	600.00	-	-
					<b>5626</b>	<b>- Total</b>	-	<b>400.00</b>	<b>600.00</b>	<b>600.00</b>	-	-
					<b>2630 - Total</b>		-	<b>1,709.44</b>	<b>14,350.00</b>	<b>15,350.00</b>	<b>1,000.00</b>	<b>6.97%</b>
		2650 VEHICLE OPERATION & MAINT		11 ELEMENTARY (K-6)	5431	NONTECHNLGY REPAIR/MAINT	-	-	500.00	500.00	-	-
					<b>5431</b>	<b>- Total</b>	-	-	<b>500.00</b>	<b>500.00</b>	-	-
					5626	GASOLINE	-	-	650.00	650.00	-	-
					<b>5626</b>	<b>- Total</b>	-	-	<b>650.00</b>	<b>650.00</b>	-	-
					<b>2650 - Total</b>		-	-	<b>1,150.00</b>	<b>1,150.00</b>	-	-
		2711 RESIDENT STUDENTS		11 ELEMENTARY (K-6)	5593	SU ASSESSMENTS	-	108,063.95	125,745.34	-	(125,745.34)	(100.00%)
					<b>2711 - Total</b>		-	<b>108,063.95</b>	<b>125,745.34</b>	-	<b>(125,745.34)</b>	<b>(100.00%)</b>
		5020 DEBT SERV-CAP CONSTRUCT		11 ELEMENTARY (K-6)	5831	REDEMPTION OF PRINCIPAL	-	95,000.00	95,000.00	95,000.00	-	-
					<b>5831</b>	<b>- Total</b>	-	<b>95,000.00</b>	<b>95,000.00</b>	<b>95,000.00</b>	-	-
					5832	INTEREST ON LT DEBT	-	9,226.37	21,980.12	17,005.25	(4,974.87)	(22.63%)
					<b>5832</b>	<b>- Total</b>	-	<b>9,226.37</b>	<b>21,980.12</b>	<b>17,005.25</b>	<b>(4,974.87)</b>	<b>(22.63%)</b>
					<b>5020 - Total</b>		-	<b>104,226.37</b>	<b>116,980.12</b>	<b>112,005.25</b>	<b>(4,974.87)</b>	<b>(4.25%)</b>
		5210 ADJUSTMENT TO PRIOR YEAR		11 ELEMENTARY (K-6)	5897	PY EXP ADJ	-	1,234.33	-	-	-	-
					<b>5897</b>	<b>- Total</b>	-	<b>1,234.33</b>	-	-	-	-
					5899	PRIOR YEAR DEFICIT	-	-	115,536.07	-	(115,536.07)	(100.00%)
					<b>5210 - Total</b>		-	<b>1,234.33</b>	<b>115,536.07</b>	-	<b>(115,536.07)</b>	<b>(100.00%)</b>
		5390 FUND TRANSFERS		11 ELEMENTARY (K-6)	5919	FUND TRANSFER OUT - OTHER	-	-	10,000.00	10,000.00	-	-
					<b>5390 - Total</b>		-	-	<b>10,000.00</b>	<b>10,000.00</b>	-	-
		<b>11 - Total</b>					-	<b>2,593,108.44</b>	<b>4,264,991.40</b>	<b>3,930,521.49</b>	<b>(334,469.91)</b>	<b>(7.84%)</b>
		15 FOOD SERVICE	3100 FOOD SERVICES OPERATIONS	11 ELEMENTARY (K-6)	5593	SU ASSESSMENTS	-	31,023.34	47,442.26	-	(47,442.26)	(100.00%)
					<b>15 - Total</b>		-	<b>31,023.34</b>	<b>47,442.26</b>	-	<b>(47,442.26)</b>	<b>(100.00%)</b>
		21 K-12 SP ED ELIG FOR REIMB	1201 SPECIAL EDUCATION	11 ELEMENTARY (K-6)	5593	SU ASSESSMENTS	-	-	281,133.19	-	(281,133.19)	(100.00%)
					<b>11 - Total</b>		-	-	<b>281,133.19</b>	-	<b>(281,133.19)</b>	<b>(100.00%)</b>
				31 SECONDARY (7-12)	5341	OTHER PROFESSNL SERVICES	-	-	4,000.00	4,000.00	-	-
					<b>5341</b>	<b>- Total</b>	-	-	<b>4,000.00</b>	<b>4,000.00</b>	-	-
					5594	SPED EXCESS TO PUB VT LEA	-	-	40,000.00	20,000.00	(20,000.00)	(50.00%)
					<b>31 - Total</b>		-	-	<b>44,000.00</b>	<b>24,000.00</b>	<b>(20,000.00)</b>	<b>(45.45%)</b>

(31)

**FY21 WNUESD Proposed Budget**

Fund	Location	Program	Function	Level	Account	Account Title	FY19 Actual	FY20 YTD Actual	FY20 Budget	FY21 Proposed Budget	Variance	Variance %
			<b>1201 - Total</b>				-	-	<b>325,133.19</b>	<b>24,000.00</b>	<b>(301,133.19)</b>	<b>(92.62%)</b>
			2140 PSYCHOLOGICAL SERVICES	11 ELEMENTARY (K-6)	5593	SU ASSESSMENTS	-	-	28,489.74	-	(28,489.74)	(100.00%)
			<b>2140 - Total</b>				-	-	<b>28,489.74</b>	-	<b>(28,489.74)</b>	<b>(100.00%)</b>
			2151 SPCH PATHLGY/AUDILGY SERV	11 ELEMENTARY (K-6)	5593	SU ASSESSMENTS	-	-	18,427.73	-	(18,427.73)	(100.00%)
			<b>2151 - Total</b>				-	-	<b>18,427.73</b>	-	<b>(18,427.73)</b>	<b>(100.00%)</b>
			2160 OCCUPATIONAL THERAPY	11 ELEMENTARY (K-6)	5593	SU ASSESSMENTS	-	-	10,023.82	-	(10,023.82)	(100.00%)
			<b>2160 - Total</b>				-	-	<b>10,023.82</b>	-	<b>(10,023.82)</b>	<b>(100.00%)</b>
			2170 PHYSICAL THERAPY	11 ELEMENTARY (K-6)	5593	SU ASSESSMENTS	-	-	1,396.15	-	(1,396.15)	(100.00%)
			<b>2170 - Total</b>				-	-	<b>1,396.15</b>	-	<b>(1,396.15)</b>	<b>(100.00%)</b>
			2213 INSTRUCT STAFF TRAIN	11 ELEMENTARY (K-6)	5593	SU ASSESSMENTS	-	-	311.06	-	(311.06)	(100.00%)
			<b>2213 - Total</b>				-	-	<b>311.06</b>	-	<b>(311.06)</b>	<b>(100.00%)</b>
			2490 OTHR SUPP SERV-SCHL ADMIN	11 ELEMENTARY (K-6)	5593	SU ASSESSMENTS	-	-	23,321.01	-	(23,321.01)	(100.00%)
			<b>2490 - Total</b>				-	-	<b>23,321.01</b>	-	<b>(23,321.01)</b>	<b>(100.00%)</b>
			2711 RESIDENT STUDENTS	11 ELEMENTARY (K-6)	5593	SU ASSESSMENTS	-	-	19,624.61	-	(19,624.61)	(100.00%)
			<b>2711 - Total</b>				-	-	<b>19,624.61</b>	-	<b>(19,624.61)</b>	<b>(100.00%)</b>
		<b>21 - Total</b>					-	-	<b>426,727.31</b>	<b>24,000.00</b>	<b>(402,727.31)</b>	<b>(94.38%)</b>
		22 K-12 SP ED INELI FOR REIM	1201 SPECIAL EDUCATION	11 ELEMENTARY (K-6)	5593	SU ASSESSMENTS	-	270,007.46	-	-	-	-
			<b>1201 - Total</b>				-	<b>270,007.46</b>	-	-	-	-
			2131 HEALTH SERVICES	11 ELEMENTARY (K-6)	5593	SU ASSESSMENTS	-	559.41	-	-	-	-
			<b>2131 - Total</b>				-	<b>559.41</b>	-	-	-	-
			2140 PSYCHOLOGICAL SERVICES	11 ELEMENTARY (K-6)	5593	SU ASSESSMENTS	-	25,845.50	-	-	-	-
			<b>2140 - Total</b>				-	<b>25,845.50</b>	-	-	-	-
			2151 SPCH PATHLGY/AUDILGY SERV	11 ELEMENTARY (K-6)	5593	SU ASSESSMENTS	-	16,778.87	-	-	-	-
			<b>2151 - Total</b>				-	<b>16,778.87</b>	-	-	-	-
			2160 OCCUPATIONAL THERAPY	11 ELEMENTARY (K-6)	5593	SU ASSESSMENTS	-	10,925.89	600.51	-	(600.51)	(100.00%)
			<b>2160 - Total</b>				-	<b>10,925.89</b>	<b>600.51</b>	-	<b>(600.51)</b>	<b>(100.00%)</b>
			2170 PHYSICAL THERAPY	11 ELEMENTARY (K-6)	5593	SU ASSESSMENTS	-	1,286.64	-	-	-	-
			<b>2170 - Total</b>				-	<b>1,286.64</b>	-	-	-	-
			2490 OTHR SUPP SERV-SCHL ADMIN	01 PREKINDERGARTEN	5593	SU ASSESSMENTS	-	2,876.12	-	-	-	-
			<b>01 - Total</b>				-	<b>2,876.12</b>	-	-	-	-
				11 ELEMENTARY (K-6)	5593	SU ASSESSMENTS	-	20,094.67	-	-	-	-
			<b>11 - Total</b>				-	<b>20,094.67</b>	-	-	-	-
			<b>2490 - Total</b>				-	<b>22,970.79</b>	-	-	-	-
			2711 RESIDENT STUDENTS	11 ELEMENTARY (K-6)	5593	SU ASSESSMENTS	-	13,454.24	-	-	-	-
			<b>2711 - Total</b>				-	<b>13,454.24</b>	-	-	-	-
		<b>22 - Total</b>					-	<b>361,828.80</b>	<b>600.51</b>	-	<b>(600.51)</b>	<b>(100.00%)</b>
		24 ECSE (EARLY CHILD SP	1201 SPECIAL EDUCATION	01 PREKINDERGARTEN	5593	SU ASSESSMENTS	-	54,150.58	50,674.84	-	(50,674.84)	(100.00%)
			<b>1201 - Total</b>				-	<b>54,150.58</b>	<b>50,674.84</b>	-	<b>(50,674.84)</b>	<b>(100.00%)</b>

(32)

**FY21 WNUESD Proposed Budget**

Fund	Location	Program	Function	Level	Account	Account Title	FY19 Actual	FY20 YTD Actual	FY20 Budget	FY21 Proposed Budget	Variance	Variance %
		ED)	2140 PSYCHOLOGICAL SERVICES	01 PREKINDERGARTEN	5593	SU ASSESSMENTS	-	764.86	-	-	-	-
			<b>2140 - Total</b>				-	<b>764.86</b>	-	-	-	-
			2151 SPCH PATHLGY/AUDILGY SERV	01 PREKINDERGARTEN	5593	SU ASSESSMENTS	-	10,638.99	266.70	-	(266.70)	(100.00%)
			<b>2151 - Total</b>				-	<b>10,638.99</b>	<b>266.70</b>	-	<b>(266.70)</b>	<b>(100.00%)</b>
			2160 OCCUPATIONAL THERAPY	01 PREKINDERGARTEN	5593	SU ASSESSMENTS	-	2,644.53	293.37	-	(293.37)	(100.00%)
			<b>2160 - Total</b>				-	<b>2,644.53</b>	<b>293.37</b>	-	<b>(293.37)</b>	<b>(100.00%)</b>
			2170 PHYSICAL THERAPY	01 PREKINDERGARTEN	5593	SU ASSESSMENTS	-	6,373.84	4,667.25	-	(4,667.25)	(100.00%)
			<b>2170 - Total</b>				-	<b>6,373.84</b>	<b>4,667.25</b>	-	<b>(4,667.25)</b>	<b>(100.00%)</b>
			2490 OTHR SUPP SERV-SCHL ADMIN	11 ELEMENTARY (K-6)	5593	SU ASSESSMENTS	-	-	2,634.56	-	(2,634.56)	(100.00%)
			<b>24 - Total</b>			<b>- Total</b>	-	-	<b>2,634.56</b>	-	<b>(2,634.56)</b>	<b>(100.00%)</b>
			<b>24 - Total</b>				-	<b>74,572.80</b>	<b>58,536.72</b>	-	<b>(58,536.72)</b>	<b>(100.00%)</b>
			41 ENGLISH LANGUAGE LEARNERS	11 ELEMENTARY (K-6)	5593	SU ASSESSMENTS	-	-	9,180.30	-	(9,180.30)	(100.00%)
			<b>41 - Total</b>				-	-	<b>9,180.30</b>	-	<b>(9,180.30)</b>	<b>(100.00%)</b>
			81 OTHER COMMUNITY SERVICES	01 PREKINDERGARTEN	5593	SU ASSESSMENTS	-	-	2,581.33	-	(2,581.33)	(100.00%)
			<b>01 - Total</b>				-	-	<b>2,581.33</b>	-	<b>(2,581.33)</b>	<b>(100.00%)</b>
				11 ELEMENTARY (K-6)	5341	OTHER PROFESSNL SERVICES	-	-	400.00	400.00	-	-
					5341	<b>- Total</b>	-	-	<b>400.00</b>	<b>400.00</b>	-	-
					5593	SU ASSESSMENTS	-	2,531.96	-	-	-	-
			<b>11 - Total</b>				-	<b>2,531.96</b>	<b>400.00</b>	<b>400.00</b>	-	-
			<b>2110 - Total</b>				-	<b>2,531.96</b>	<b>2,981.33</b>	<b>400.00</b>	<b>(2,581.33)</b>	<b>(86.58%)</b>
			2131 HEALTH SERVICES	11 ELEMENTARY (K-6)	5593	SU ASSESSMENTS	-	576.20	618.06	-	(618.06)	(100.00%)
			<b>81 - Total</b>			<b>- Total</b>	-	<b>576.20</b>	<b>618.06</b>	-	<b>(618.06)</b>	<b>(100.00%)</b>
			<b>81 - Total</b>				-	<b>3,108.16</b>	<b>3,599.39</b>	<b>400.00</b>	<b>(3,199.39)</b>	<b>(88.89%)</b>
<b>1334 - Total</b>							-	<b>3,063,641.54</b>	<b>4,811,077.89</b>	<b>3,954,921.49</b>	<b>(856,156.40)</b>	<b>(17.80%)</b>
3095 WINDHAM NE UESD		11 REGULAR EDUCATION	1101 DIRECT INSTRUCTION	01 PREKINDERGARTEN	5593	SU ASSESSMENTS	-	-	-	54,586.00	54,586.00	-
			<b>01 - Total</b>				-	-	-	<b>54,586.00</b>	<b>54,586.00</b>	-
				11 ELEMENTARY (K-6)	5593	SU ASSESSMENTS	-	-	-	44,960.18	44,960.18	-
			<b>11 - Total</b>				-	-	-	<b>44,960.18</b>	<b>44,960.18</b>	-
			<b>1101 - Total</b>				-	-	-	<b>99,546.18</b>	<b>99,546.18</b>	-
			2132 SCHOOL NURSE	11 ELEMENTARY (K-6)	5593	SU ASSESSMENTS	-	-	-	18,742.10	18,742.10	-
			<b>2132 - Total</b>				-	-	-	<b>18,742.10</b>	<b>18,742.10</b>	-
			2160 OCCUPATIONAL THERAPY	11 ELEMENTARY (K-6)	5593	SU ASSESSMENTS	-	-	-	411.85	411.85	-
			<b>2160 - Total</b>				-	-	-	<b>411.85</b>	<b>411.85</b>	-
			2213 INSTRUCT STAFF TRAIN	11 ELEMENTARY (K-6)	5593	SU ASSESSMENTS	-	-	-	2,226.50	2,226.50	-
			<b>2213 - Total</b>				-	-	-	<b>2,226.50</b>	<b>2,226.50</b>	-
			2230 TECHNOLOGY FR INSTRUCT	11 ELEMENTARY (K-6)	5593	SU ASSESSMENTS	-	-	-	45,715.23	45,715.23	-
			<b>2230 - Total</b>				-	-	-	<b>45,715.23</b>	<b>45,715.23</b>	-
			2311 BOARD OF EDUCATION	11 ELEMENTARY (K-6)	5181	CLERICAL	-	-	-	1,800.00	1,800.00	-
			<b>5161 - Total</b>				-	-	-	<b>1,800.00</b>	<b>1,800.00</b>	-
					5191	OTHER	-	-	-	3,600.00	3,600.00	-
			<b>5191 - Total</b>				-	-	-	<b>3,600.00</b>	<b>3,600.00</b>	-
					5220	FICA	-	-	-	413.10	413.10	-
			<b>5220 - Total</b>				-	-	-	<b>413.10</b>	<b>413.10</b>	-

(33)

**FY21 WNUESD Proposed Budget**

Fund	Location	Program	Function	Level	Account	Account Title	FY19 Actual	FY20 YTD Actual	FY20 Budget	FY21 Proposed Budget	Variance	Variance %	
					5271	WORKERS COMPENSATION	-	-	-	32.40	32.40	-	
					<b>5271 - Total</b>		-	-	-	<b>32.40</b>	<b>32.40</b>	-	
					5521	INSURANCE (NOT EMP BEN)	-	-	-	3,250.00	3,250.00	-	
					<b>5521 - Total</b>		-	-	-	<b>3,250.00</b>	<b>3,250.00</b>	-	
					5593	SU ASSESSMENTS	-	-	-	38,363.27	38,363.27	-	
					<b>5593 - Total</b>		-	-	-	<b>38,363.27</b>	<b>38,363.27</b>	-	
					5950	CONTINGENCY FUND	-	-	-	59,065.78	59,065.78	-	
					<b>5950 - Total</b>		-	-	-	<b>59,065.78</b>	<b>59,065.78</b>	-	
					<b>2311 - Total</b>		-	-	-	<b>106,524.55</b>	<b>106,524.55</b>	-	
			2314 AUDIT	11 ELEMENTARY (K-6)	5342	AUDITING SERVICES	-	-	-	24,500.00	24,500.00	-	
					<b>5342 - Total</b>		-	-	-	<b>24,500.00</b>	<b>24,500.00</b>	-	
					5593	SU ASSESSMENTS	-	-	-	2,559.56	2,559.56	-	
					<b>5593 - Total</b>		-	-	-	<b>2,559.56</b>	<b>2,559.56</b>	-	
					<b>2314 - Total</b>		-	-	-	<b>27,059.56</b>	<b>27,059.56</b>	-	
			2315 LEGAL SERVICES	11 ELEMENTARY (K-6)	5341	OTHER PROFESSNL SERVICES	-	-	-	550.00	550.00	-	
					<b>5341 - Total</b>		-	-	-	<b>550.00</b>	<b>550.00</b>	-	
					5593	SU ASSESSMENTS	-	-	-	1,049.00	1,049.00	-	
					<b>5593 - Total</b>		-	-	-	<b>1,049.00</b>	<b>1,049.00</b>	-	
					<b>2315 - Total</b>		-	-	-	<b>1,599.00</b>	<b>1,599.00</b>	-	
			2320 EXEC ADMIN	11 ELEMENTARY (K-6)	5593	SU ASSESSMENTS	-	-	-	113,849.59	113,849.59	-	
					<b>2320 - Total</b>		-	-	-	<b>113,849.59</b>	<b>113,849.59</b>	-	
			2510 FISCAL SERVICES	11 ELEMENTARY (K-6)	5593	SU ASSESSMENTS	-	-	-	88,044.92	88,044.92	-	
					<b>5593 - Total</b>		-	-	-	<b>88,044.92</b>	<b>88,044.92</b>	-	
					5835	INTEREST ON ST DEBT	-	-	-	1,400.00	1,400.00	-	
					<b>5835 - Total</b>		-	-	-	<b>1,400.00</b>	<b>1,400.00</b>	-	
					<b>2510 - Total</b>		-	-	-	<b>89,444.92</b>	<b>89,444.92</b>	-	
			2540 PLAN RES DEV & EVAL SERV	11 ELEMENTARY (K-6)	5593	SU ASSESSMENTS	-	-	-	33,593.79	33,593.79	-	
					<b>2540 - Total</b>		-	-	-	<b>33,593.79</b>	<b>33,593.79</b>	-	
			2560 PUBLIC INFO SERVICES	11 ELEMENTARY (K-6)	5541	ADVERTISING	-	-	-	100.00	100.00	-	
					<b>2560 - Total</b>		-	-	-	<b>100.00</b>	<b>100.00</b>	-	
			2580 ADMIN TECHNOLOGY SERVICES	11 ELEMENTARY (K-6)	5593	SU ASSESSMENTS	-	-	-	32,305.04	32,305.04	-	
					<b>2580 - Total</b>		-	-	-	<b>32,305.04</b>	<b>32,305.04</b>	-	
			2610 OPERATION OF BUILDINGS	11 ELEMENTARY (K-6)	5593	SU ASSESSMENTS	-	-	-	21,617.79	21,617.79	-	
					<b>2610 - Total</b>		-	-	-	<b>21,617.79</b>	<b>21,617.79</b>	-	
			2711 RESIDENT STUDENTS	11 ELEMENTARY (K-6)	5593	SU ASSESSMENTS	-	-	-	201,682.92	201,682.92	-	
					<b>2711 - Total</b>		-	-	-	<b>201,682.92</b>	<b>201,682.92</b>	-	
			<b>11 - Total</b>				-	-	-	<b>794,419.02</b>	<b>794,419.02</b>	-	
			15 FOOD SERVICE	3100 FOOD SERVICES OPERATIONS	11 ELEMENTARY (K-6)	5593	SU ASSESSMENTS	-	-	-	37,764.00	37,764.00	-
					<b>15 - Total</b>		-	-	-	<b>37,764.00</b>	<b>37,764.00</b>	-	
			22 K-12 SP ED INELI FOR REIM	1201 SPECIAL EDUCATION	11 ELEMENTARY (K-6)	5593	SU ASSESSMENTS	-	-	-	425,992.81	425,992.81	-
					<b>1201 - Total</b>		-	-	-	<b>425,992.81</b>	<b>425,992.81</b>	-	
					2140 PSYCHOLOGICAL SERVICES	11 ELEMENTARY (K-6)	5593	SU ASSESSMENTS	-	-	50,856.64	50,856.64	-
					<b>2140 - Total</b>		-	-	-	<b>50,856.64</b>	<b>50,856.64</b>	-	

(34)

**FY21 WNUESD Proposed Budget**

Fund	Location	Program	Function	Level	Account	Account Title	FY19 Actual	FY20 YTD Actual	FY20 Budget	FY21 Proposed Budget	Variance	Variance %		
			2151 SPCH PATHLGY/AUDILGY SERV	11 ELEMENTARY (K-6)	5593	SU ASSESSMENTS	-	-	-	33,799.80	33,799.80	-		
			<b>2151 - Total</b>				-	-	-	<b>33,799.80</b>	<b>33,799.80</b>	-		
			2160 OCCUPATIONAL THERAPY	11 ELEMENTARY (K-6)	5593	SU ASSESSMENTS	-	-	-	20,766.98	20,766.98	-		
			<b>2160 - Total</b>				-	-	-	<b>20,766.98</b>	<b>20,766.98</b>	-		
			2170 PHYSICAL THERAPY	11 ELEMENTARY (K-6)	5593	SU ASSESSMENTS	-	-	-	1,904.59	1,904.59	-		
			<b>2170 - Total</b>				-	-	-	<b>1,904.59</b>	<b>1,904.59</b>	-		
			2213 INSTRUCT STAFF TRAIN	11 ELEMENTARY (K-6)	5593	SU ASSESSMENTS	-	-	-	311.45	311.45	-		
			<b>2213 - Total</b>				-	-	-	<b>311.45</b>	<b>311.45</b>	-		
			2490 OTHR SUPP SERV- SCHL ADMIN	11 ELEMENTARY (K-6)	5593	SU ASSESSMENTS	-	-	-	32,492.25	32,492.25	-		
			<b>2490 - Total</b>				-	-	-	<b>32,492.25</b>	<b>32,492.25</b>	-		
			2711 RESIDENT STUDENTS	11 ELEMENTARY (K-6)	5593	SU ASSESSMENTS	-	-	-	14,984.35	14,984.35	-		
			<b>2711 - Total</b>				-	-	-	<b>14,984.35</b>	<b>14,984.35</b>	-		
		<b>22 - Total</b>					-	-	-	<b>581,108.87</b>	<b>581,108.87</b>	-		
		24 ECSE (EARLY CHILD SP ED)	2490 OTHR SUPP SERV- SCHL ADMIN	01 PREKINDERGARTEN	5593	SU ASSESSMENTS	-	-	-	3,319.00	3,319.00	-		
		<b>24 - Total</b>					-	-	-	<b>3,319.00</b>	<b>3,319.00</b>	-		
		41 ENGLISH LANGUAGE LEARNERS	1101 DIRECT INSTRUCTION	11 ELEMENTARY (K-6)	5593	SU ASSESSMENTS	-	-	-	13,388.15	13,388.15	-		
		<b>41 - Total</b>					-	-	-	<b>13,388.15</b>	<b>13,388.15</b>	-		
		81 OTHER COMMUNITY SERVICES	2110 COMMUNITY ATTEND/SOCIALWORK SERV	01 PREKINDERGARTEN	5593	SU ASSESSMENTS	-	-	-	3,057.08	3,057.08	-		
			<b>2110 - Total</b>				-	-	-	<b>3,057.08</b>	<b>3,057.08</b>	-		
			2131 HEALTH SERVICES	11 ELEMENTARY (K-6)	5593	SU ASSESSMENTS	-	-	-	415.31	415.31	-		
			<b>2131 - Total</b>				-	-	-	<b>415.31</b>	<b>415.31</b>	-		
		<b>81 - Total</b>					-	-	-	<b>3,472.39</b>	<b>3,472.39</b>	-		
		<b>3095 - Total</b>					-	-	-	<b>1,433,471.43</b>	<b>1,433,471.43</b>	-		
<b>101 - Total</b>							-	-	-	<b>4,443,999.62</b>	<b>6,876,340.73</b>	<b>6,788,986.51</b>	<b>(87,354.22)</b>	<b>(1.27%)</b>
102 GENERAL	1120 ATHENS/GRAFTON JT CON SCH	81 OTHER COMMUNITY SERVICES	3300 COMM SERV OPS	11 ELEMENTARY (K-6)	5111	TEACHERS	-	8,244.00	2,000.00	-	(2,000.00)	(100.00%)		
						<b>5111 - Total</b>	-	<b>8,244.00</b>	<b>2,000.00</b>	-	<b>(2,000.00)</b>	<b>(100.00%)</b>		
					5211	HEALTH INSURANCE	-	817.17	-	-	-	-		
					<b>5211 - Total</b>		-	<b>817.17</b>	-	-	-	-		
					5219	HRA	-	1.73	-	-	-	-		
					<b>5219 - Total</b>		-	<b>1.73</b>	-	-	-	-		
					5220	FICA	-	615.05	-	-	-	-		
					<b>5220 - Total</b>		-	<b>615.05</b>	-	-	-	-		
					5281	DENTAL	-	14.58	-	-	-	-		
					<b>5281 - Total</b>		-	<b>14.58</b>	-	-	-	-		
					5292	LIFE	-	0.54	-	-	-	-		
					<b>5292 - Total</b>		-	<b>0.54</b>	-	-	-	-		
					5294	LTD	-	7.28	-	-	-	-		
					<b>5294 - Total</b>		-	<b>7.28</b>	-	-	-	-		
					5611	GENERAL SUPPLIES	-	1,565.53	-	-	-	-		

(35)

FY21 WNUESD Proposed Budget

Fund	Location	Program	Function	Level	Account	Account Title	FY19 Actual	FY20 YTD Actual	FY20 Budget	FY21 Proposed Budget	Variance	Variance %
					5611	- Total	-	1,565.53	-	-	-	-
					5631	FOOD	-	572.61	250.00	-	(250.00)	(100.00%)
					5631	- Total	-	572.61	250.00	-	(250.00)	(100.00%)
	1120 - Total						-	11,838.49	2,250.00	-	(2,250.00)	(100.00%)
	1334 WESTMINSTER SCHOOLS	81 OTHER COMMUNITY SERVICES	3300 COMM SERV OPS	11 ELEMENTARY (K-6)	5111	TEACHERS	-	266.00	-	-	-	-
					5111	- Total	-	266.00	-	-	-	-
					5121	PARAEDUCATOR	-	1,143.65	-	-	-	-
					5121	- Total	-	1,143.65	-	-	-	-
					5124	SUBSIDIES & FEES	-	20,394.27	-	-	-	-
					5124	- Total	-	20,394.27	-	-	-	-
					5151	MID-MANAGEMENT/SUPERVISOR	-	3,630.50	-	-	-	-
					5151	- Total	-	3,630.50	-	-	-	-
					5152	ASP COORDINATOR	-	4,115.00	-	-	-	-
					5152	- Total	-	4,115.00	-	-	-	-
					5154	GARDEN COORDINATOR	-	1,870.00	-	3,200.00	3,200.00	-
					5154	- Total	-	1,870.00	-	3,200.00	3,200.00	-
					5211	HEALTH INSURANCE	-	718.90	-	-	-	-
					5211	- Total	-	718.90	-	-	-	-
					5219	HRA	-	6.91	-	-	-	-
					5219	- Total	-	6.91	-	-	-	-
					5220	FICA	-	2,403.58	-	-	-	-
					5220	- Total	-	2,403.58	-	-	-	-
					5281	DENTAL	-	14.51	-	-	-	-
					5281	- Total	-	14.51	-	-	-	-
					5292	LIFE	-	2.16	-	-	-	-
					5292	- Total	-	2.16	-	-	-	-
					5294	LTD	-	20.43	-	-	-	-
					5294	- Total	-	20.43	-	-	-	-
					5531	COMMUNICATIONS	-	46.59	-	-	-	-
					5531	- Total	-	46.59	-	-	-	-
					5611	GENERAL SUPPLIES	-	703.95	-	-	-	-
					5611	- Total	-	703.95	-	-	-	-
	1334 - Total						-	35,336.45	-	3,200.00	3,200.00	-
102 - Total							-	47,174.94	2,250.00	3,200.00	950.00	42.22%
103 GENERAL	1120	81 OTHER COMMUNITY SERVICES	3300 COMM SERV OPS	11 ELEMENTARY (K-6)	5111	TEACHERS	-	-	1,250.00	-	(1,250.00)	(100.00%)
	ATHENS/GRAFTON JT CON SCH						-	-	1,250.00	-	(1,250.00)	(100.00%)
					11 - Total		-	-	1,250.00	-	(1,250.00)	(100.00%)
	1120 - Total						-	-	1,250.00	-	(1,250.00)	(100.00%)
	1334 WESTMINSTER SCHOOLS	81 OTHER COMMUNITY SERVICES	3300 COMM SERV OPS	11 ELEMENTARY (K-6)	5111	TEACHERS	-	-	3,100.00	-	(3,100.00)	(100.00%)
					5111	- Total	-	-	3,100.00	-	(3,100.00)	(100.00%)
					5121	PARAEDUCATOR	-	-	400.00	-	(400.00)	(100.00%)
					5121	- Total	-	-	400.00	-	(400.00)	(100.00%)
					5122	HOLT WELLNESS ASST	-	-	400.00	-	(400.00)	(100.00%)
					5122	- Total	-	-	400.00	-	(400.00)	(100.00%)
					5123	GARDEN ASSISTANT	-	-	1,500.00	-	(1,500.00)	(100.00%)
					5123	- Total	-	-	1,500.00	-	(1,500.00)	(100.00%)
					5126	ESY PARAEDUCATORS	-	-	12,000.00	-	(12,000.00)	(100.00%)
					5126	- Total	-	-	12,000.00	-	(12,000.00)	(100.00%)
					5129	ASP PROGRAM ASSIST	-	-	6,500.00	-	(6,500.00)	(100.00%)
					5129	- Total	-	-	6,500.00	-	(6,500.00)	(100.00%)
					5152	ASP COORDINATOR	-	-	30,450.00	-	(30,450.00)	(100.00%)

(36)



## Windham Northeast Supervisory Union Superintendent Annual Letter 2019--2020

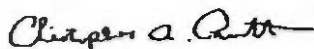
As Superintendent, I can honestly say without hesitation that as a Supervisory Union, we have some of the strongest, most dedicated faculty, staff, board members, parents, and administrators that I have ever worked with in my 26 years of education. As a Supervisory Union, Windham Northeast continues to move in the direction of transforming all of our schools into the 21st-century learning environments. Academic success for each student is the primary goal of every staff member and administrator in WNESU. We believe that every student achieves at the highest level, and we are prepared to offer more time and support to each and every student in order to prepare them to be innovative learners.

As Superintendent, I hope that the Windham Northeast Supervisory Union continues to advance in providing a 21st-century education for all students that reflects the collaboration from the community and schools. This approach is intended to prepare students to be innovative, productive citizens in an interconnected world. Your building Principals have worked diligently with myself and School Boards to present you with a school budget that is a reflection of the level of equitable education and vision that we need to provide to our kids.

To conclude, the Windham Northeast Supervisory Union is proud of all of our accomplishments and progress that we have made. As we move forward, we will continue to provide our students with an excellent education that the communities can be proud to have.

The proposed budgets reflect all of the skills and initiatives that we feel are crucial for a 21st-century education. Once again, thank you for the ongoing support of the schools in the Windham Northeast Supervisory Union.

Sincerely,



Christopher A. Pratt  
WNESU, Superintendent of School



**WNESU  
FY21 PROPOSED  
REVENUE AND BUDGET  
INFORMATION**

(39)

FY21 WNESU PROPOSED BUDGET REVENUES

	BUDGET UNIT Title	Account Title	FY19 BUDGET	FY20 BUDGET	FY21 PROPOSED BUDGET	VARIANCE	VARIANCE %
GENERAL FUND	BFUHS SAP,TECH,TRANS, ED & NURSE	SU ASSESS-REGULAR	195,369.16	234,495.59	250,097.34	15,601.75	6.65%
	BFUHS BD,LEGAL,SUPT,FISCAL, DATA	SU ASSESS-ADM SRV	362,558.56	414,993.59	399,421.79	(15,571.80)	-3.75%
	BFUHS BILLBACKS, NON-SP ED	SERV TO OTHR LOCAL GOV	7,535.97	7,475.22	7,370.64	(104.58)	-1.40%
	BFUHS SP ED ASSMNT	SU ASSESS-REGULAR	923,517.75	971,096.15	1,127,771.21	156,675.06	16.13%
	BFUHS SP ED ADMIN ASSMNT	SU ASSESS-ADM SRV	55,986.94	64,976.04	66,831.08	1,855.04	2.85%
	BFUHS ELL ASSMNT	SU ASSESS-REGULAR	17,777.66	16,731.84	19,903.54	3,171.70	18.96%
			<b>1,562,746.04</b>	<b>1,709,768.43</b>	<b>1,871,395.60</b>	<b>161,627.17</b>	<b>9.45%</b>
	ROCK ECSE ASSMNT	SU ASSESS-REGULAR	188,943.53	137,544.05	124,033.12	(13,510.93)	-9.82%
	ROCK ECSE ASSMNT	SU ASSESS-ADM SRV	7,145.42	6,482.19	7,541.80	1,059.61	16.35%
	ROCK HOME SCHOOL LIAISON	SU ASSESS-REGULAR	6,346.47	6,710.66	7,387.35	676.69	10.08%
	ROCK SAP,TECH,TRANS, ED & NURSE	SU ASSESS-REGULAR	269,952.65	323,566.67	392,831.30	69,264.63	21.41%
	ROCK BD,LEGAL,SUPT,FISCAL, DATA	SU ASSESS-ADM SRV	490,106.86	559,741.12	642,901.31	83,160.19	14.86%
	ROCK BILLBACKS, NON-SP ED	SERV TO OTHR LOCAL GOV	191,931.31	58,737.03	150,932.99	(92,195.96)	-156.96%
	ROCK SP ED ASSMNT	SU ASSESS-REGULAR	1,206,496.28	1,269,270.39	1,472,320.72	203,050.33	16.00%
	ROCK SP ED ADMIN ASSMNT	SU ASSESS-ADM SRV	73,050.22	84,778.96	87,199.36	2,420.40	2.85%
	ROCK ELL ASSMNT	SU ASSESS-REGULAR	24,031.86	22,567.80	30,522.16	7,954.36	35.25%
			<b>2,458,004.60</b>	<b>2,469,398.87</b>	<b>2,915,670.11</b>	<b>446,271.24</b>	<b>18.07%</b>
	ATH-GRAF ECSE ASSMNT	SU ASSESS-REGULAR	28,979.08	16,160.69		(16,160.69)	-100.00%
	ATH-GRAF ECSE ASSMNT	SU ASSESS-ADM SRV	1,095.92	761.62		(761.62)	-100.00%
	ATH-GRAF HOME-SCHOOL	SU ASSESS-REGULAR	917.70	779.54		(779.54)	-100.00%
	ATH-GRAF SAP,TECH,TRANS, ED & NURSE	SU ASSESS-REGULAR	64,068.91	72,242.97		(72,242.97)	-100.00%
	ATH-GRAF BD,LEGAL,SUPT,FISCAL, DATA	SU ASSESS-ADM SRV	73,315.17	63,952.33		(63,952.33)	-100.00%
	ATH-GRAF BILLBACKS, NON-SP ED	SERV TO OTHR LOCAL GOV	38,614.45	36,740.37		(36,740.37)	-100.00%
	ATH-GRAF SP ED ASSMNT	SU ASSESS-REGULAR	121,846.25	129,879.19		(129,879.19)	-100.00%
	ATH-GRAF SP ED ADMIN ASSMNT	SU ASSESS-ADM SRV	7,125.33	8,269.35		(8,269.35)	-100.00%
	ATH-GRAF ELL ASSMNT	SU ASSESS-REGULAR	3,594.93	2,578.45		(2,578.45)	-100.00%
			<b>339,557.74</b>	<b>331,364.51</b>		<b>(331,364.51)</b>	<b>-100.00%</b>
	WEST ECSE ASSMNT	SU ASSESS-REGULAR	74,572.80	55,902.16		(55,902.16)	-100.00%
	WEST ECSE ASSMNT	SU ASSESS-ADM SRV	2,820.18	2,634.56		(2,634.56)	-100.00%
	WEST HOME SCHOOL LIAISON	SU ASSESS-REGULAR	2,531.96	2,581.33		(2,581.33)	-100.00%
	WEST SAP,TECH,TRANS, ED & NURSE	SU ASSESS-REGULAR	140,481.46	168,588.31		(168,588.31)	-100.00%
	WEST BD,LEGAL,SUPT,FISCAL, DATA	SU ASSESS-ADM SRV	192,828.93	227,695.59		(227,695.59)	-100.00%
	WEST BILLBACKS, NON-SP ED	SERV TO OTHR LOCAL GOV	90,555.93	29,314.43		(29,314.43)	-100.00%
	WEST SP ED ASSMNT	SU ASSESS-REGULAR	338,913.96	359,406.30		(359,406.30)	-100.00%
	WEST SP ED ADMIN ASSMNT	SU ASSESS-ADM SRV	20,094.66	23,321.01		(23,321.01)	-100.00%
	WEST ELL ASSMNT	SU ASSESS-REGULAR	9,455.16	9,180.30		(9,180.30)	-100.00%
			<b>872,255.04</b>	<b>878,623.99</b>		<b>(878,623.99)</b>	<b>-100.00%</b>
	UNION ELEM ECSE	SU ASSESS-REGULAR			54,586.00	54,586.00	
	UNION ELEM ECSE ASSMNT	SU ASSESS-ADM SRV			3,319.09	3,319.09	
	UNION ELEM HOME-SCHOOL	SU ASSESS-REGULAR			3,057.08	3,057.08	
	UNION ELEM SAP,TECH,TRANS, ED & NURSE	SU ASSESS-REGULAR			277,856.14	277,856.14	
	UNION ELEM BD,LEGAL,SUPT,FISCAL, DATA	SU ASSESS-ADM SRV			299,057.93	299,057.93	
	UNION ELEM BILLBACKS, NON-SP ED	SERV TO OTHR LOCAL GOV			68,602.99	68,602.99	
	UNION ELEM SP ED ASSMNT	SU ASSESS-REGULAR			548,616.62	548,616.62	

(405)

FY21 WNESU PROPOSED BUDGET REVENUES

	BUDGET UNIT Title	Account Title	FY19 BUDGET	FY20 BUDGET	FY21 PROPOSED BUDGET	VARIANCE	VARIANCE %
	UNION ELEM SP ED ADMIN ASSMNT	SU ASSESS-ADM SRV			32,492.25	32,492.25	
	UNION ELEM ELL ASSMNT	SU ASSESS-REGULAR			13,388.15	13,388.15	
					<b>1,300,976.25</b>	<b>1,300,976.25</b>	
	ECSE/EEE GRANT	ECSE/EEE	103,487.00	105,000.00	101,127.00	(3,873.00)	-3.69%
	STATE AID TRANSPORTATION	STATE AID TRANSPORT	214,028.00	230,642.00	204,618.00	(26,024.00)	-11.28%
	STATE AID TRANSPORTATION	TECH ED-TRANSPORTATION	59,500.00	85,000.00	96,000.00	11,000.00	12.94%
	INTEREST EARNED	INVEST INTEREST EARNED	1,700.00	1,650.00	1,049.98	(600.02)	-36.36%
	INTEREST EARNED	SERV TO OTHR LOCAL GOV	1,100.00	1,100.00	-	(1,100.00)	-100.00%
	SP ED MAINSTRM BLK GRANT	SPED MAIN BLOCK GRANT	495,274.00	484,891.00	472,931.00	(11,960.00)	-2.47%
	SP ED MAINSTRM BLK GRANT	SPED REIMBURSE-INTENSIVE	3,100,238.63	3,287,091.00	3,056,735.00	(230,356.00)	-7.01%
	SP ED MAINSTRM BLK GRANT	SPED REIMBURSE-EXTRA	269,460.00	214,450.00	108,000.00	(106,450.00)	-49.64%
	SP ED MAINSTRM BLK GRANT	STATE PLACED-SPED REIMB	47,000.00	94,714.00	20,000.00	(74,714.00)	-78.88%
	TRANSPORTATION FEES	OTHER TRANSP FEES	18,000.00	18,000.00	18,000.00	-	0.00%
			<b>4,309,787.63</b>	<b>4,522,538.00</b>	<b>4,078,460.98</b>	<b>(444,077.02)</b>	<b>-9.82%</b>
						-	
	<b>TOTAL GENERAL FUND</b>		<b>9,542,351.05</b>	<b>9,911,693.80</b>	<b>10,166,502.94</b>	<b>254,809.14</b>	<b>2.57%</b>
						-	
	<b>SPECIAL REVENUE FUNDS</b>						
	BFMS 21ST CENTURY GRANT	21ST CENTURY SCHOOLS	64,775.00	64,575.00	77,782.00	13,207.00	20.45%
	BFMS HOLT GRANT	MISC OTHER LOCAL REVENUE	22,400.00	22,644.76	21,693.90	(950.86)	-4.20%
	BFMS AFTER SCHOOL PROGRAM (ASP)	INTER-FUND TRANSFERS	-	17,000.00	17,000.00	-	0.00%
	WEST 21ST CENTURY GRANT	21ST CENTURY SCHOOLS	83,815.98	85,996.00	88,717.14	2,721.14	3.16%
	WESTMINSTER ASP DONATION	DONATIONS	-	1,693.98	-	(1,693.98)	-100.00%
	VEHI PATH POINTS GRANT	LICENSING FEES	538.00	538.00	538.00	-	0.00%
	TITLE I GRANT	TITLE I GRANTS	1,358,453.54	1,624,288.23	1,737,065.48	112,777.25	6.94%
	TITLE II GRANT	TITLE IIA	124,634.00	186,545.82	180,000.00	(6,545.82)	-3.51%
	TITLE IV GRANT		-	103,481.44	290,218.60	186,737.16	180.45%
	MAC (EPSDT) GRANT	ADJUSTMENTS TO PRIOR YEAR	-	-	3,247.50	3,247.50	
	HOMELESS GRANT		14,196.90	20,000.00	18,542.59	(1,457.41)	-7.29%
	TOBACCO GRANT	TOBACCO LITIGATION SETTLE	30,000.00	30,000.00	30,000.00	-	0.00%
	SBSAS (SAP) GRANT	OTHER RESTRICTED ST GRNTS	33,615.82	33,744.18	18,619.69	(15,124.49)	-44.82%
	IDEA-B BASIC GRANT	IDEA-B FLOW THRU	530,669.18	507,810.39	430,410.48	(77,399.91)	-15.24%
	IDEA-B PROPORT SHARE	IDEA-B FLOW THRU	7,528.55	-	-	-	
	IDEA-B PRESCHOOL	IDEA-B PK FLOW THRU	1,550.00	-	-	-	
	ATH-GRAF EE ASSMNT	SU ASSESS-REGULAR	9,367.95	-	-	-	
	WEST EARLY ED ASSMNT	SU ASSESS-REGULAR	25,846.50	-	-	-	
	ROCK EARLY ED ASSMNT	SU ASSESS-REGULAR	64,785.55	-	-	-	
	MEDICAID TRANSFER FROM RESERVE	TRNSFRS FR RSRV	97,055.00	174,788.78	153,915.72	(20,873.06)	-11.94%
	MEDICAID REIMBURSEMENT	ADJUSTMENTS TO PRIOR YEAR	213,488.00	250,000.00	250,000.00	-	0.00%
	BFUHS SHARE OF FOOD SERVICE	SU ASSESS-REGULAR	58,330.34	83,915.73	56,142.00	(27,773.73)	-33.10%
	ATH/GRAF SHARE OF FOOD SERVICE	SU ASSESS-REGULAR	11,795.33	12,931.78	-	(12,931.78)	-100.00%
	WEST SHARE OF FOOD SERVICE	SU ASSESS-REGULAR	31,023.34	46,042.26	-	(46,042.26)	-100.00%
	ROCK SHARE OF FOOD SERVICE	SU ASSESS-REGULAR	78,850.99	113,175.09	86,094.00	(27,081.09)	-23.93%

(14)

FY21 WNESU PROPOSED BUDGET REVENUES

	BUDGET UNIT Title	Account Title	FY19 BUDGET	FY20 BUDGET	FY21 PROPOSED BUDGET	VARIANCE	VARIANCE %
	UNION ELEM SHARE OF FOOD SERVICE	SU ASSESS-REGULAR			37,764.00	37,764.00	
	LOCAL REVENUE	HEAD START MEALS	36,800.00	37,500.00	39,710.00	2,210.00	5.89%
	LOCAL REVENUE	SPECIAL FUNCTIONS	9,000.00	25,000.00	33,000.00	8,000.00	32.00%
	LOCAL REVENUE	EEC	4,000.00	-	4,000.00	4,000.00	
	LOCAL REVENUE	MISC OTHER LOCAL REVENUE	5,000.00	5,000.00	6,600.00	1,600.00	32.00%
	INTEREST EARNED	INVEST INTEREST EARNED	172.00	-	-	-	
	INTEREST EARNED	FOOD SERV-SALES TO STU	80,000.00	70,000.00	98,000.00	28,000.00	40.00%
	INTEREST EARNED	FOOD SERV-SALES TO ADLTS	38,000.00	30,000.00	33,000.00	3,000.00	10.00%
	INTEREST EARNED	FOOD SERV-A LA CARTE	16,000.00	6,000.00	22,000.00	16,000.00	266.67%
	INTEREST EARNED	CONTRIBUTIONS/DONATIONS	925.00	-	-	-	
	STATE REVENUE	SCHOOL LUNCH MATCH	5,000.00	5,000.00	8,000.00	3,000.00	60.00%
	STATE REVENUE	CN BREAKFAST	2,000.00	2,000.00	2,000.00	-	0.00%
	STATE REVENUE	ADDL BREAKFAST REIMB	1,800.00	1,670.00	2,000.00	330.00	19.76%
	STATE REVENUE	REDUCED LUNCH INITIATIVE	5,200.00	4,276.00	4,476.00	200.00	4.68%
	FEDERAL REVENUE	CN AFTER SCHOOL SNACK	7,000.00	-	-	-	
	FEDERAL REVENUE	CN FRESH FRUITS/VEG	38,000.00	35,500.00	38,500.00	3,000.00	8.45%
	FEDERAL REVENUE	SCHOOL LUNCH	230,000.00	224,190.00	238,000.00	13,810.00	6.16%
	FEDERAL REVENUE	SCHL BKFAST/STARTUP	85,000.00	76,262.00	82,000.00	5,738.00	7.52%
	FEDERAL REVENUE	CASH LIEU CMMDITIES	1,680.00	2,273.00	6,000.00	3,727.00	163.97%
	FEDERAL REVENUE	CHILD CARE/ADLT FOOD	20,000.00	31,573.00	45,800.00	14,227.00	45.06%
	FEDERAL REVENUE	SUMMER FOOD SERV	24,000.00	38,161.00	39,950.00	1,789.00	4.69%
	FEDERAL REVENUE	COMMODITIES	31,000.00	26,873.00	30,000.00	3,127.00	11.64%
	SUMMER FOOD SRVC - MISC	MISC OTHER LOCAL REVENUE	-	-	1,100.00	1,100.00	
	SUMMER FOOD SRVC - DONATE	CONTRIBUTIONS/DONATIONS	-	325.00	497.49	172.49	53.07%
	<b>TOTAL SPECIAL REVENUE FUNDS</b>		<b>3,503,296.97</b>	<b>4,000,774.44</b>	<b>4,232,384.59</b>	<b>231,610.15</b>	<b>5.79%</b>
						-	
	<b>TOTAL FY21 PROPOSED BUDGET</b>		<b>13,045,648.02</b>	<b>13,912,468.24</b>	<b>14,398,887.53</b>	<b>486,419.29</b>	<b>3.50%</b>

(42)

FY21 WNESU PROPOSED BUDGET EXPENDITURES

BUDGET UNIT Title	Account	Account Title	FY19 BUDGET	FY20 BUDGET	FY21 PROPOSED BUDGET	VARIANCE	VARIANCE %
BFMS PARAS	5121	PARAEDUCATOR	20,621.00	19,887.95	37,431.52	17,543.57	88.21%
BFMS PARAS	5211	HEALTH INSURANCE	4,467.79	4,677.60	11,494.44	6,816.84	145.73%
BFMS PARAS	5217	FSA, HRA & HSA ADMIN FEES	5.96	40.77	63.76	22.99	56.39%
BFMS PARAS	5219	HRA	1,010.10	810.04	2,341.28	1,531.24	189.03%
BFMS PARAS	5220	FICA	1,583.18	1,523.60	2,863.51	1,339.91	87.94%
BFMS PARAS	5234	VMERS	1,138.23	1,142.98	2,245.89	1,102.91	96.49%
BFMS PARAS	5271	WORKERS COMPENSATION	144.00	135.33	224.59	89.26	65.96%
BFMS PARAS	5281	DENTAL	216.45	213.95	484.29	270.34	126.36%
BFMS PARAS	5292	LIFE	11.27	11.49	22.58	11.09	96.52%
BFMS PARAS	5294	LTD	67.26	64.74	134.75	70.01	108.14%
BFMS PARAS	5295	CASH IN LIEU		38.45	38.45	-	0.00%
			<b>29,265.24</b>	<b>28,546.90</b>	<b>57,345.06</b>	<b>28,798.16</b>	<b>100.88%</b>
				-			
BFMS TECHNOLOGY	5171	TECHNICAL/PROFESSNL STFF	22,700.74	-	16,768.00	16,768.00	
BFMS TECHNOLOGY	5211	HEALTH INSURANCE	2,421.99	-	3,351.26	3,351.26	
BFMS TECHNOLOGY	5217	FSA, HRA & HSA ADMIN FEES	-	-	16.56	16.56	
BFMS TECHNOLOGY	5218	HSA	460.00	-	-	-	
BFMS TECHNOLOGY	5219	HRA		-	640.00	640.00	
BFMS TECHNOLOGY	5220	FICA	1,736.61	-	1,282.75	1,282.75	
BFMS TECHNOLOGY	5234	VMERS	1,248.52	-	1,006.08	1,006.08	
BFMS TECHNOLOGY	5271	WORKERS COMPENSATION	157.95	-	100.61	100.61	
BFMS TECHNOLOGY	5281	DENTAL	120.00	-	-	-	
BFMS TECHNOLOGY	5292	LIFE	5.18	-	5.34	5.34	
BFMS TECHNOLOGY	5294	LTD	73.78	-	60.36	60.36	
			<b>28,924.77</b>	<b>-</b>	<b>23,230.96</b>	<b>23,230.96</b>	
				-		-	
BFUHS SECRETARY	5161	CLERICAL	4,524.23	5,548.80	5,894.50	345.70	6.23%
BFUHS SECRETARY	5211	HEALTH INSURANCE	1,089.90	-	-	-	
BFUHS SECRETARY	5219	HRA	252.00	-	-	-	
BFUHS SECRETARY	5220	FICA	346.10	424.49	450.93	26.44	6.23%
BFUHS SECRETARY	5234	VMERS	248.83	319.06	353.67	34.61	10.85%
BFUHS SECRETARY	5271	WORKERS COMPENSATION	31.48	37.78	35.37	(2.41)	-6.38%
BFUHS SECRETARY	5281	DENTAL	54.00	-	-	-	
BFUHS SECRETARY	5292	LIFE	2.33	2.59	2.67	0.08	3.09%
BFUHS SECRETARY	5294	LTD	14.70	18.03	21.22	3.19	17.69%
			<b>6,563.57</b>	<b>6,350.75</b>	<b>6,758.36</b>	<b>407.61</b>	<b>6.42%</b>
				-		-	
A/G PARAS	5121	PARAEDUCATOR	30,079.50	29,034.13	31,657.60	2,623.47	9.04%
A/G PARAS	5211	HEALTH INSURANCE	2,810.95	2,397.19	6,722.64	4,325.45	180.44%
A/G PARAS	5217	FSA, HRA & HSA ADMIN FEES		10.74	41.40	30.66	285.47%
A/G PARAS	5219	HRA	646.24	363.02	1,600.00	1,236.98	340.75%
A/G PARAS	5220	FICA	2,330.69	2,240.23	2,421.81	181.58	8.11%
A/G PARAS	5234	VMERS	1,675.66	1,669.46	1,899.46	230.00	13.78%

(43)

FY21 WNESU PROPOSED BUDGET EXPENDITURES

BUDGET UNIT Title	Account	Account Title	FY19 BUDGET	FY20 BUDGET	FY21 PROPOSED BUDGET	VARIANCE	VARIANCE %
A/G PARAS	5271	WORKERS COMPENSATION	211.99	197.66	189.95	(7.71)	-3.90%
A/G PARAS	5281	DENTAL	160.71	227.79	300.00	72.21	31.70%
A/G PARAS	5292	LIFE	16.01	16.32	13.35	(2.97)	-18.20%
A/G PARAS	5294	LTD	99.02	95.17	113.97	18.80	19.75%
A/G PARAS	5295	CASH IN LIEU	387.05	500.00	-	(500.00)	-100.00%
			<b>38,417.82</b>	<b>36,751.71</b>	<b>44,960.18</b>	<b>8,208.47</b>	<b>22.33%</b>
				-		-	
CES PARAS	5121	PARAEDUCATOR	60,088.57	-	10,425.15	10,425.15	
CES PARAS	5211	HEALTH INSURANCE	17,088.42	-	2,332.58	2,332.58	
CES PARAS	5217	FSA, HRA & HSA ADMIN FEES		-	11.47	11.47	
CES PARAS	5219	HRA	3,569.44	-	443.20	443.20	
CES PARAS	5220	FICA	4,596.78	-	797.52	797.52	
CES PARAS	5234	VMERS	3,304.87	-	625.51	625.51	
CES PARAS	5271	WORKERS COMPENSATION	418.10	-	62.55	62.55	
CES PARAS	5281	DENTAL	464.88	-	120.60	120.60	
CES PARAS	5292	LIFE	33.04	-	5.37	5.37	
CES PARAS	5294	LTD	195.29	-	37.53	37.53	
CES PARAS	5295	CASH IN LIEU		-	62.50	62.50	
			<b>89,759.39</b>	<b>-</b>	<b>14,923.98</b>	<b>14,923.98</b>	
				-		-	
CES TECHNOLOGY	5171	TECHNICAL/PROFESSNL STFF	5,675.18	-	4,192.00	4,192.00	
CES TECHNOLOGY	5211	HEALTH INSURANCE	605.50	-	837.82	837.82	
CES TECHNOLOGY	5217	FSA, HRA & HSA ADMIN FEES		-	4.14	4.14	
CES TECHNOLOGY	5218	HSA	115.00	-	-	-	
CES TECHNOLOGY	5219	HRA	-	-	160.00	160.00	
CES TECHNOLOGY	5220	FICA	434.15	-	320.69	320.69	
CES TECHNOLOGY	5234	VMERS	312.13	-	251.52	251.52	
CES TECHNOLOGY	5251	TUITION REIMBURSEMENT		-	-	-	
CES TECHNOLOGY	5271	WORKERS COMPENSATION	39.49	-	25.15	25.15	
CES TECHNOLOGY	5281	DENTAL	30.00	-	-	-	
CES TECHNOLOGY	5292	LIFE	1.30	-	1.34	1.34	
CES TECHNOLOGY	5294	LTD	18.44	-	15.09	15.09	
CES TECHNOLOGY	5581	TRAVEL		-	-	-	
			<b>7,231.19</b>	<b>-</b>	<b>5,807.75</b>	<b>5,807.75</b>	
				-		-	
SRES REGULAR EDUCATION	5121	PARAEDUCATOR		-	21,737.82	21,737.82	
SRES REGULAR EDUCATION	5211	HEALTH INSURANCE		-	14,410.08	14,410.08	
SRES REGULAR EDUCATION	5217	FSA, HRA & HSA ADMIN FEES		-	41.40	41.40	
SRES REGULAR EDUCATION		HSA		-	-	-	
SRES REGULAR EDUCATION	5219	HRA		-	3,200.00	3,200.00	
SRES REGULAR EDUCATION	5220	FICA		-	1,662.94	1,662.94	
SRES REGULAR EDUCATION	5234	VMERS		-	1,304.27	1,304.27	
SRES REGULAR EDUCATION	5271	WORKERS COMPENSATION		-	130.43	130.43	

(44)

FY21 WNESU PROPOSED BUDGET EXPENDITURES

BUDGET UNIT Title	Account	Account Title	FY19 BUDGET	FY20 BUDGET	FY21 PROPOSED BUDGET	VARIANCE	VARIANCE %
SRES REGULAR EDUCATION	5281	DENTAL		-	300.00	300.00	
SRES REGULAR EDUCATION	5292	LIFE		-	13.35	13.35	
SRES REGULAR EDUCATION	5294	LTD		-	78.26	78.26	
				-	<b>42,878.55</b>	<b>42,878.55</b>	
				-			
SRES TECHNOLGY	5171	TECHNICAL/PROFESSNL STFF	5,675.18	-	4,192.00	4,192.00	
SRES TECHNOLGY	5211	HEALTH INSURANCE	605.50	-	837.82	837.82	
SRES TECHNOLGY	5217	FSA, HRA & HSA ADMIN FEES	-	-	4.14	4.14	
SRES TECHNOLGY	5218	HSA	115.00	-	-	-	
SRES TECHNOLGY	5219	HRA	-	-	160.00	160.00	
SRES TECHNOLGY	5220	FICA	434.15	-	320.69	320.69	
SRES TECHNOLGY	5234	VMERS	312.13	-	251.52	251.52	
SRES TECHNOLGY	5251	TUITION REIMBURSEMENT	-	-	-	-	
SRES TECHNOLGY	5271	WORKERS COMPENSATION	39.49	-	25.15	25.15	
SRES TECHNOLGY	5281	DENTAL	30.00	-	-	-	
SRES TECHNOLGY	5292	LIFE	1.30	-	1.34	1.34	
SRES TECHNOLGY	5294	LTD	18.44	-	15.09	15.09	
SRES TECHNOLGY	5581	TRAVEL		-	-	-	
			<b>7,231.19</b>	-	<b>5,807.75</b>	<b>5,807.75</b>	
				-			
WEST PARAS	5121	PARAEDUCATOR	20,622.80	-	-	-	
WEST PARAS	5211	HEALTH INSURANCE	7,652.00	-	-	-	
WEST PARAS	5219	HRA	1,400.00	-	-	-	
WEST PARAS	5220	FICA	1,576.43	-	-	-	
WEST PARAS	5234	VMERS	1,134.25	-	-	-	
WEST PARAS	5271	WORKERS COMPENSATION	143.49	-	-	-	
WEST PARAS	5281	DENTAL	300.00	-	-	-	
WEST PARAS	5292	LIFE	12.96	-	-	-	
WEST PARAS	5294	LTD	67.02	-	-	-	
WEST PARAS	5321	PROFESSIONAL EDU SERVICES	<b>32,908.95</b>	-	-	-	
				-			
				-			
WEST TECHNOLOGY	5171	TECHNICAL/PROFESSNL STFF	22,700.74	-	16,768.00	16,768.00	
WEST TECHNOLOGY	5211	HEALTH INSURANCE	2,421.99	-	3,351.26	3,351.26	
WEST TECHNOLOGY	5217	FSA, HRA & HSA ADMIN FEES		-	16.56	16.56	
WEST TECHNOLOGY	5218	HSA	460.00	-	-	-	
WEST TECHNOLOGY	5219	HRA		-	640.00	640.00	
WEST TECHNOLOGY	5220	FICA	1,736.61	-	1,282.75	1,282.75	
WEST TECHNOLOGY	5234	VMERS	1,248.52	-	1,006.08	1,006.08	
WEST TECHNOLOGY	5271	WORKERS COMPENSATION	157.95	-	100.61	100.61	
WEST TECHNOLOGY	5281	DENTAL	120.00	-	-	-	
WEST TECHNOLOGY	5292	LIFE	5.18	-	5.34	5.34	
WEST TECHNOLOGY	5294	LTD	73.78	-	60.36	60.36	

(45)

FY21 WNESU PROPOSED BUDGET EXPENDITURES

BUDGET UNIT Title	Account	Account Title	FY19 BUDGET	FY20 BUDGET	FY21 PROPOSED BUDGET	VARIANCE	VARIANCE %
			28,924.77		23,230.96	23,230.96	
						-	
EARLY CHILDHOOD SPEC. ED.	5111	TEACHERS	70,846.79	70,883.00	71,946.00	1,063.00	1.50%
EARLY CHILDHOOD SPEC. ED.	5121	PARAEDUCATOR	136,793.60	131,095.29	108,256.00	(22,839.29)	-17.42%
EARLY CHILDHOOD SPEC. ED.	5131	SUBSTITUTES	25,300.00	25,300.00	23,500.00	(1,800.00)	-7.11%
EARLY CHILDHOOD SPEC. ED.	5211	HEALTH INSURANCE	29,008.00	21,623.46	36,340.32	14,716.86	68.06%
EARLY CHILDHOOD SPEC. ED.	5217	FSA, HRA & HSA ADMIN FEES	41.40	165.60	124.20	(41.40)	-25.00%
EARLY CHILDHOOD SPEC. ED.	5219	HRA	5,839.96	4,200.00	6,400.00	2,200.00	52.38%
EARLY CHILDHOOD SPEC. ED.	5220	FICA	17,481.48	17,425.04	15,583.20	(1,841.84)	-10.57%
EARLY CHILDHOOD SPEC. ED.	5234	VMERS	6,912.60	7,537.98	6,495.36	(1,042.62)	-13.83%
EARLY CHILDHOOD SPEC. ED.	5251	TUITION REIMBURSEMENT	750.00	750.00	750.00	-	0.00%
EARLY CHILDHOOD SPEC. ED.	5271	WORKERS COMPENSATION	1,582.46	1,550.71	1,222.21	(328.50)	-21.18%
EARLY CHILDHOOD SPEC. ED.	5281	DENTAL	1,601.42	1,250.00	1,250.00	-	0.00%
EARLY CHILDHOOD SPEC. ED.	5292	LIFE	87.56	81.24	80.10	(1.14)	-1.40%
EARLY CHILDHOOD SPEC. ED.	5294	LTD	635.47	644.58	648.73	4.15	0.64%
EARLY CHILDHOOD SPEC. ED.	5295	CASH IN LIEU	500.00	500.00	-	(500.00)	-100.00%
EARLY CHILDHOOD SPEC. ED.	5341	OTHER PROFESSNL SERVICES	11,200.00	5,000.00	-	(5,000.00)	-100.00%
EARLY CHILDHOOD SPEC. ED.	5531	COMMUNICATIONS	500.00	500.00	500.00	-	0.00%
EARLY CHILDHOOD SPEC. ED.	5581	TRAVEL	5,000.00	5,000.00	5,000.00	-	0.00%
EARLY CHILDHOOD SPEC. ED.	5611	GENERAL SUPPLIES	1,800.00	1,500.00	1,500.00	-	0.00%
EARLY CHILDHOOD SPEC. ED.	5631	FOOD		-	150.00	150.00	
EARLY CHILDHOOD SPEC. ED.	5811	DUES AND FEES - STAFF		-	-	-	
			315,880.74	295,006.90	279,746.12	(15,260.78)	-5.17%
				-	-	-	
EEE PSYCH	5341	OTHER PROFESSNL SERVICES	3,000.00	-	-	-	
				-	-	-	
				-	-	-	
				-	-	-	
ECSE SPEECH/LANGUAGE SERV	5111	TEACHERS	4,000.00	-	-	-	
ECSE SPEECH/LANGUAGE SERV	5121	PARAEDUCATOR	25,500.00	-	-	-	
ECSE SPEECH/LANGUAGE SERV	5211	HEALTH INSURANCE	7,000.00	-	-	-	
ECSE SPEECH/LANGUAGE SERV	5220	FICA	2,256.75	-	-	-	
ECSE SPEECH/LANGUAGE SERV	5234	VMERS	1,402.50	1,000.00	-	(1,000.00)	-100.00%
ECSE SPEECH/LANGUAGE SERV	5251	TUITION REIMBURSEMENT	50.00	-	-	-	
ECSE SPEECH/LANGUAGE SERV	5271	WORKERS COMPENSATION	205.26	-	-	-	
ECSE SPEECH/LANGUAGE SERV	5281	DENTAL	208.70	-	-	-	
ECSE SPEECH/LANGUAGE SERV	5292	LIFE	10.00	-	-	-	
ECSE SPEECH/LANGUAGE SERV	5294	LTD	95.88	-	-	-	
ECSE SPEECH/LANGUAGE SERV	5341	OTHER PROFESSNL SERVICES	1,000.00	-	-	-	
ECSE SPEECH/LANGUAGE SERV	5581	TRAVEL		-	-	-	
			41,729.09	1,000.00	-	(1,000.00)	-100.00%
						-	
ECSE OCCUPATIONAL THERAPY	5171	TECHNICAL/PROFESSNL STFF	6,000.00		-	-	
ECSE OCCUPATIONAL THERAPY	5211	HEALTH INSURANCE	2,420.00		-	-	

(46)



FY21 WNESU PROPOSED BUDGET EXPENDITURES

BUDGET UNIT Title	Account	Account Title	FY19 BUDGET	FY20 BUDGET	FY21 PROPOSED BUDGET	VARIANCE	VARIANCE %
ECSE OCCUPATIONAL THERAPY	5220	FICA	459.00		-	-	
ECSE OCCUPATIONAL THERAPY	5234	VMERS	330.00		-	-	
ECSE OCCUPATIONAL THERAPY	5271	WORKERS COMPENSATION	41.75		-	-	
ECSE OCCUPATIONAL THERAPY	5292	LIFE	2.33		-	-	
ECSE OCCUPATIONAL THERAPY	5294	LTD	19.50		-	-	
ECSE OCCUPATIONAL THERAPY	5341	OTHER PROFESSNL SERVICES	1,000.00	1,000.00	-	(1,000.00)	-100.00%
ECSE OCCUPATIONAL THERAPY	5581	TRAVEL	100.00	100.00	-	(100.00)	-100.00%
			<b>10,372.58</b>	<b>1,100.00</b>		(1,100.00)	-100.00%
						-	
ECSE PHYSICAL THERAPY	5341	OTHER PROFESSNL SERVICES	22,000.00	15,000.00	-	(15,000.00)	-100.00%
ECSE PHYSICAL THERAPY	5581	TRAVEL	3,000.00	2,500.00	-	(2,500.00)	-100.00%
			<b>25,000.00</b>	<b>17,500.00</b>		(17,500.00)	-100.00%
						-	
ECSE ADMIN ASST	5161	CLERICAL	7,882.88	5,856.90	6,043.04	186.14	3.18%
ECSE ADMIN ASST	5211	HEALTH INSURANCE	2,117.48	2,826.87	3,224.02	397.15	14.05%
ECSE ADMIN ASST	5217	FSA, HRA & HSA ADMIN FEES		8.28	8.28	-	0.00%
ECSE ADMIN ASST	5219	HRA		280.00	640.00	360.00	128.57%
ECSE ADMIN ASST	5220	FICA	603.04	448.06	462.29	14.23	3.18%
ECSE ADMIN ASST	5234	VMERS	433.52	336.77	362.58	25.81	7.66%
ECSE ADMIN ASST	5271	WORKERS COMPENSATION		39.87	36.26	(3.61)	-9.05%
ECSE ADMIN ASST	5281	DENTAL		60.00	60.00	-	0.00%
ECSE ADMIN ASST	5292	LIFE	3.24	2.59	2.67	0.08	3.09%
ECSE ADMIN ASST	5294	LTD	21.36	19.03	21.75	2.72	14.29%
			<b>11,061.52</b>	<b>9,878.37</b>	<b>10,860.89</b>	982.52	9.95%
						-	
HOME-SCHOOL LIAISON	5171	TECHNICAL/PROFESSNL STFF	6,440.00	6,601.99	6,780.40	178.41	2.70%
HOME-SCHOOL LIAISON	5211	HEALTH INSURANCE	1,677.23	1,819.17	2,052.94	233.77	12.85%
HOME-SCHOOL LIAISON	5217	FSA, HRA & HSA ADMIN FEES		-	4.14	4.14	
HOME-SCHOOL LIAISON	5218	HSA	230.00	233.00	230.00	(3.00)	-1.29%
HOME-SCHOOL LIAISON	5219	HRA		30.00	-	(30.00)	-100.00%
HOME-SCHOOL LIAISON	5220	FICA	492.66	505.05	518.70	13.65	2.70%
HOME-SCHOOL LIAISON	5234	VMERS	354.20	379.61	406.82	27.21	7.17%
HOME-SCHOOL LIAISON	5271	WORKERS COMPENSATION	44.81	44.95	40.68	(4.27)	-9.50%
HOME-SCHOOL LIAISON	5281	DENTAL	35.00	35.00	35.00	-	0.00%
HOME-SCHOOL LIAISON	5292	LIFE	1.30	1.30	1.34	0.04	3.08%
HOME-SCHOOL LIAISON	5294	LTD	20.93	21.46	24.41	2.95	13.75%
HOME-SCHOOL LIAISON	5611	GENERAL SUPPLIES	250.00	200.00	200.00	-	0.00%
HOME-SCHOOL LIAISON	5631	FOOD	250.00	150.00	150.00	-	0.00%
HOME-SCHOOL LIAISON	5811	DUES AND FEES - STAFF		50.00	-	(50.00)	-100.00%
			<b>9,796.13</b>	<b>10,071.53</b>	<b>10,444.43</b>	372.90	3.70%
						-	
SUBSTANCE ABUSE PREVENTION	5171	TECHNICAL/PROFESSNL STFF	2,928.87	3,001.61	1,821.68	(1,179.93)	-39.31%
SUBSTANCE ABUSE PREVENTION	5220	FICA	224.06	229.62	139.36	(90.26)	-39.31%

(47)

FY21 WNESU PROPOSED BUDGET EXPENDITURES

BUDGET UNIT Title	Account	Account Title	FY19 BUDGET	FY20 BUDGET	FY21 PROPOSED BUDGET	VARIANCE	VARIANCE %
SUBSTANCE ABUSE PREVENTION	5234	VMERS	161.09	172.59	-	(172.59)	-100.00%
SUBSTANCE ABUSE PREVENTION	5271	WORKERS COMPENSATION	20.38	20.44	10.93	(9.51)	-46.53%
SUBSTANCE ABUSE PREVENTION	5292	LIFE	0.81	1.19	1.00	(0.19)	-15.97%
SUBSTANCE ABUSE PREVENTION	5294	LTD	7.93	12.02	6.56	(5.46)	-45.42%
			<b>3,343.14</b>	<b>3,437.47</b>	<b>1,979.53</b>	<b>(1,457.94)</b>	<b>-42.41%</b>
ALL SCHOOLS NURSE	5171	TECHNICAL/PROFESSNL STFF		47,450.00	57,795.00	10,345.00	21.80%
ALL SCHOOLS NURSE	5211	HEALTH INSURANCE		13,865.18	22,307.28	8,442.10	60.89%
ALL SCHOOLS NURSE	5217	FSA, HRA & HSA ADMIN FEES		41.40	41.40	-	0.00%
ALL SCHOOLS NURSE	5218	HSA		-	-	-	
ALL SCHOOLS NURSE	5219	HRA		2,800.00	3,200.00	400.00	14.29%
ALL SCHOOLS NURSE	5220	FICA		3,629.93	4,421.32	791.39	21.80%
ALL SCHOOLS NURSE	5234	VMERS		2,728.38	-	(2,728.38)	-100.00%
ALL SCHOOLS NURSE	5251	TUITION REIMBURSEMENT		350.00	350.00	-	0.00%
ALL SCHOOLS NURSE	5271	WORKERS COMPENSATION		323.04	346.77	23.73	7.35%
ALL SCHOOLS NURSE	5281	DENTAL		350.00	350.00	-	0.00%
ALL SCHOOLS NURSE	5292	LIFE		12.96	13.35	0.39	3.01%
ALL SCHOOLS NURSE	5294	LTD		154.21	208.06	53.85	34.92%
ALL SCHOOLS NURSE	5581	TRAVEL		-	300.00	300.00	
				<b>71,705.10</b>	<b>89,333.18</b>	<b>17,628.08</b>	<b>24.58%</b>
NON SP ED OT	5171	TECHNICAL/PROFESSNL STFF	1,562.20	1,665.14	1,709.96	44.82	2.69%
NON SP ED OT	5211	HEALTH INSURANCE	1,006.34	1,250.27	-	(1,250.27)	-100.00%
NON SP ED OT	5217	FSA, HRA & HSA ADMIN FEES		-	2.48	2.48	
NON SP ED OT	5219	HRA	168.00	168.00	-	(168.00)	-100.00%
NON SP ED OT	5220	FICA	119.51	127.38	130.81	3.43	2.69%
NON SP ED OT	5234	VMERS	85.92	93.66	102.60	8.94	9.55%
NON SP ED OT	5251	TUITION REIMBURSEMENT	24.00	-	-	-	
NON SP ED OT	5271	WORKERS COMPENSATION	10.87	11.34	10.26	(1.08)	-9.52%
NON SP ED OT	5281	DENTAL	18.00	18.00	-	(18.00)	-100.00%
NON SP ED OT	5292	LIFE	0.78	0.65	0.80	0.15	23.08%
NON SP ED OT	5294	LTD	5.08	5.41	6.16	0.75	13.86%
			<b>3,000.70</b>	<b>3,339.85</b>	<b>1,963.07</b>	<b>(1,376.78)</b>	<b>-41.22%</b>
TEACHER ORIENTATION	5111	TEACHERS	5,000.00	5,000.00	5,000.00	-	0.00%
TEACHER ORIENTATION	5211	HEALTH INSURANCE	382.50	-	-	-	
TEACHER ORIENTATION	5220	FICA		382.50	382.50	-	0.00%
TEACHER ORIENTATION	5251	TUITION REIMBURSEMENT	4,000.00	4,000.00	4,000.00	-	0.00%
TEACHER ORIENTATION	5271	WORKERS COMPENSATION	34.79	34.04	30.00	(4.04)	-11.87%
TEACHER ORIENTATION	5581	TRAVEL		200.00	200.00	-	0.00%
TEACHER ORIENTATION	5631	FOOD	400.00	1,000.00	1,000.00	-	0.00%
			<b>9,817.29</b>	<b>10,616.54</b>	<b>10,612.50</b>	<b>(4.04)</b>	<b>-0.04%</b>

(48)

FY21 WNESU PROPOSED BUDGET EXPENDITURES

BUDGET UNIT Title	Account	Account Title	FY19 BUDGET	FY20 BUDGET	FY21 PROPOSED BUDGET	VARIANCE	VARIANCE %
TECH INTEGRAT RESOURCE ED	5171	TECHNICAL/PROFESSNL STFF	67,921.72	-	41,920.00	41,920.00	
TECH INTEGRAT RESOURCE ED	5211	HEALTH INSURANCE	13,912.71	-	8,378.16	8,378.16	
TECH INTEGRAT RESOURCE ED	5217	FSA, HRA & HSA ADMIN FEES	41.40	-	41.40	41.40	
TECH INTEGRAT RESOURCE ED	5219	HRA	2,800.00	-	-	-	
TECH INTEGRAT RESOURCE ED	5220	FICA	5,196.01	-	3,206.88	3,206.88	
TECH INTEGRAT RESOURCE ED	5234	VMERS		-	2,515.20	2,515.20	
TECH INTEGRAT RESOURCE ED	5251	TUITION REIMBURSEMENT	350.00	-	-	-	
TECH INTEGRAT RESOURCE ED	5271	WORKERS COMPENSATION	472.60	-	-	-	
TECH INTEGRAT RESOURCE ED	5281	DENTAL	350.00	-	-	-	
TECH INTEGRAT RESOURCE ED	5292	LIFE	12.96	-	12.96	12.96	
TECH INTEGRAT RESOURCE ED	5294	LTD	220.75	-	136.08	136.08	
TECH INTEGRAT RESOURCE ED	5581	TRAVEL	250.00	-	-	-	
TECH INTEGRAT RESOURCE ED	5651	SUPPLIES-TECH RELATED	500.00	-	-	-	
			<b>92,028.15</b>		<b>56,210.68</b>	<b>56,210.68</b>	
				-		-	
BOARD OF EDUCATION	5161	CLERICAL	1,950.00	1,500.00	1,800.00	300.00	20.00%
BOARD OF EDUCATION	5220	FICA	149.18	115.00	137.70	22.70	19.74%
BOARD OF EDUCATION	5271	WORKERS COMPENSATION	13.56	10.20	10.80	0.60	5.88%
BOARD OF EDUCATION	5521	INSURANCE (NOT EMP BEN)	10,750.00	10,450.00	10,450.00	-	0.00%
BOARD OF EDUCATION	5531	COMMUNICATIONS	300.00	300.00	300.00	-	0.00%
BOARD OF EDUCATION	5541	ADVERTISING	1,000.00	5,000.00	4,200.00	(800.00)	-16.00%
BOARD OF EDUCATION	5551	PRINTING AND BINDING		2,000.00	2,000.00	-	0.00%
BOARD OF EDUCATION	5581	TRAVEL		200.00	-	(200.00)	-100.00%
BOARD OF EDUCATION	5611	GENERAL SUPPLIES		350.00	-	(350.00)	-100.00%
BOARD OF EDUCATION	5641	BOOKS AND PERIODICALS	300.00	-	-	-	
BOARD OF EDUCATION	5811	DUES AND FEES - STAFF	7,000.00	7,300.00	-	(7,300.00)	-100.00%
BOARD OF EDUCATION	5950	CONTINGENCY	51,341.00	171,922.65	163,957.91	(7,964.74)	-4.63%
			<b>72,803.74</b>	<b>199,147.85</b>	<b>182,856.41</b>	<b>(16,291.44)</b>	<b>-8.18%</b>
						-	
FISCAL SERVICES	5342	AUDITING SERVICES	13,000.00	10,000.00	12,200.00	2,200.00	22.00%
						-	
						-	
LEGAL	5341	OTHER PROFESSNL SERVICES	25,000.00	27,000.00	5,000.00	(22,000.00)	-81.48%
						-	
						-	
NEGOTIATIONS	5611	GENERAL SUPPLIES	100.00		-	-	
						-	
						-	
SUPERINTENDENT'S OFFICE	5141	ADMINISTRATION	262,126.70	125,500.00	125,500.00	-	0.00%
SUPERINTENDENT'S OFFICE	5151	MID-MANAGEMENT/SUPERVISOR	18,316.91	144,350.63	148,248.00	3,897.37	2.70%
SUPERINTENDENT'S OFFICE	5161	CLERICAL	72,346.56	80,265.95	91,877.20	11,611.25	14.47%
SUPERINTENDENT'S OFFICE	5211	HEALTH INSURANCE	33,096.69	61,807.35	69,718.20	7,910.85	12.80%
SUPERINTENDENT'S OFFICE	5217	FSA, HRA & HSA ADMIN FEES	41.40	174.90	186.30	11.40	6.52%

(49)

FY21 WNESU PROPOSED BUDGET EXPENDITURES

BUDGET UNIT Title	Account	Account Title	FY19 BUDGET	FY20 BUDGET	FY21 PROPOSED BUDGET	VARIANCE	VARIANCE %
SUPERINTENDENT'S OFFICE	5218	HSA	676.20	1,179.96	1,150.00	(29.96)	-2.54%
SUPERINTENDENT'S OFFICE	5219	HRA	7,000.00	8,482.80	9,600.00	1,117.20	13.17%
SUPERINTENDENT'S OFFICE	5220	FICA	26,985.44	26,783.92	27,970.33	1,186.41	4.43%
SUPERINTENDENT'S OFFICE	5233	VSTRS--PENSION PAYMENTS	10,000.00	10,000.00	-	(10,000.00)	-100.00%
SUPERINTENDENT'S OFFICE	5234	VMERS	4,986.49	4,615.29	5,512.63	897.34	19.44%
SUPERINTENDENT'S OFFICE	5251	TUITION REIMBURSEMENT	7,000.00	9,000.00	9,000.00	-	0.00%
SUPERINTENDENT'S OFFICE	5261	UNEMPLOYMENT COMPENSATION	15,000.00	15,000.00	15,000.00	-	0.00%
SUPERINTENDENT'S OFFICE	5271	WORKERS COMPENSATION	2,454.71	2,383.59	2,193.75	(189.84)	-7.96%
SUPERINTENDENT'S OFFICE	5281	DENTAL	1,505.80	1,475.00	1,125.00	(350.00)	-23.73%
SUPERINTENDENT'S OFFICE	5292	LIFE	67.24	61.80	60.08	(1.72)	-2.78%
SUPERINTENDENT'S OFFICE	5294	LTD	1,169.42	1,137.13	1,316.25	179.12	15.75%
SUPERINTENDENT'S OFFICE	5311	OFFICIAL/ADMIN SERVICES	200.00	3,500.00	3,500.00	-	0.00%
SUPERINTENDENT'S OFFICE	5331	EMP TRAINING/DEVELOP	18,000.00	18,000.00	5,000.00	(13,000.00)	-72.22%
SUPERINTENDENT'S OFFICE	5441	RENTALS-LAND/BUILDINGS	1,200.00	1,200.00	1,200.00	-	0.00%
SUPERINTENDENT'S OFFICE	5442	RENTALS-EQUIPMNT/VEHICLES	7,000.00	7,500.00	7,500.00	-	0.00%
SUPERINTENDENT'S OFFICE	5581	TRAVEL	2,500.00	8,000.00	8,000.00	-	0.00%
SUPERINTENDENT'S OFFICE	5611	GENERAL SUPPLIES	5,000.00	6,000.00	4,000.00	(2,000.00)	-33.33%
SUPERINTENDENT'S OFFICE	5631	FOOD	1,000.00	1,000.00	1,000.00	-	0.00%
SUPERINTENDENT'S OFFICE	5641	BOOKS AND PERIODICALS	1,100.00	500.00	500.00	-	0.00%
SUPERINTENDENT'S OFFICE	5651	SUPPLIES-TECH RELATED	200.00	-	-	-	-
SUPERINTENDENT'S OFFICE	5811	DUES AND FEES - STAFF	6,700.00	1,000.00	1,000.00	-	0.00%
SUPERINTENDENT'S OFFICE	5813	HEALTH CARE CONTRIBUTION		2,500.00	2,500.00	-	0.00%
			<b>505,673.56</b>	<b>541,418.32</b>	<b>542,657.74</b>	<b>1,239.42</b>	<b>0.23%</b>
						-	
FISCAL SERVICES	5141	ADMINISTRATION	76,510.40	79,188.00	76,500.00	(2,688.00)	-3.39%
FISCAL SERVICES	5161	CLERICAL	178,904.67	172,971.09	183,462.88	10,491.79	6.07%
FISCAL SERVICES	5211	HEALTH INSURANCE	33,841.07	39,425.65	60,628.18	21,202.53	53.78%
FISCAL SERVICES	5217	FSA, HRA & HSA ADMIN FEES	33.12	153.36	192.48	39.12	25.51%
FISCAL SERVICES	5218	HSA	3,220.00	3,220.00	2,127.50	(1,092.50)	-33.93%
FISCAL SERVICES	5219	HRA	4,340.00	4,480.00	8,960.00	4,480.00	100.00%
FISCAL SERVICES	5220	FICA	19,539.25	19,290.14	19,887.16	597.02	3.09%
FISCAL SERVICES	5234	VMERS	14,047.83	14,499.13	15,597.77	1,098.64	7.58%
FISCAL SERVICES	5251	TUITION REIMBURSEMENT	1,000.00	1,000.00	1,000.00	-	0.00%
FISCAL SERVICES	5271	WORKERS COMPENSATION	1,777.18	1,716.70	1,559.78	(156.92)	-9.14%
FISCAL SERVICES	5281	DENTAL	910.00	910.00	1,347.50	437.50	48.08%
FISCAL SERVICES	5292	LIFE	56.38	115.09	62.08	(53.01)	-46.06%
FISCAL SERVICES	5294	LTD	830.10	819.53	935.87	116.34	14.20%
FISCAL SERVICES	5341	OTHER PROFESSNL SERVICES	25,000.00	5,000.00	5,000.00	-	0.00%
FISCAL SERVICES	5352	OTHER TECHNICAL SERVICES		7,160.00	30,000.00	22,840.00	318.99%
FISCAL SERVICES	5531	COMMUNICATIONS	600.00	600.00	600.00	-	0.00%
FISCAL SERVICES	5581	TRAVEL	4,000.00	4,000.00	4,000.00	-	0.00%
FISCAL SERVICES	5611	GENERAL SUPPLIES	6,500.00	6,000.00	6,000.00	-	0.00%
FISCAL SERVICES	5651	SUPPLIES-TECH RELATED	16,500.00	-	-	-	-

(50)

FY21 WNESU PROPOSED BUDGET EXPENDITURES

BUDGET UNIT Title	Account	Account Title	FY19 BUDGET	FY20 BUDGET	FY21 PROPOSED BUDGET	VARIANCE	VARIANCE %
FISCAL SERVICES	5811	DUES AND FEES - STAFF	770.00	4,200.00	2,000.00	(2,200.00)	-52.38%
FISCAL SERVICES	5835	INTEREST ON ST DEBT	1,000.00	1,160.00	2,000.00	840.00	72.41%
FISCAL SERVICES	5898	BANK PENALTIES AND FEES		-	-	-	
			<b>389,380.00</b>	<b>365,908.69</b>	<b>421,861.20</b>	<b>55,952.51</b>	<b>15.29%</b>
						-	
PRINTING & BINDING	5551	PRINTING AND BINDING	<b>1,500.00</b>		-	-	
						-	
						-	
DATA FACILITATOR	5111	TEACHERS	53,777.80	53,778.00	56,188.00	2,410.00	4.48%
DATA FACILITATOR	5211	HEALTH INSURANCE	8,558.79	9,556.13	10,785.12	1,228.99	12.86%
DATA FACILITATOR	5217	FSA, HRA & HSA ADMIN FEES	-	82.80	41.40	(41.40)	-50.00%
DATA FACILITATOR	5219	HRA	2,800.00	2,800.00	3,200.00	400.00	14.29%
DATA FACILITATOR	5220	FICA	4,114.00	4,114.02	4,298.39	184.37	4.48%
DATA FACILITATOR	5251	TUITION REIMBURSEMENT	350.00	350.00	350.00	-	0.00%
DATA FACILITATOR	5271	WORKERS COMPENSATION	374.19	366.12	337.13	(28.99)	-7.92%
DATA FACILITATOR	5281	DENTAL	350.00	350.00	350.00	-	0.00%
DATA FACILITATOR	5292	LIFE	12.96	12.96	13.35	0.39	3.01%
DATA FACILITATOR	5294	LTD	174.78	174.78	202.28	27.50	15.73%
DATA FACILITATOR	5581	TRAVEL	200.00	200.00	200.00	-	0.00%
			<b>70,712.52</b>	<b>71,784.81</b>	<b>75,965.67</b>	<b>4,180.86</b>	<b>5.82%</b>
						-	
ADVERTISING	5541	ADVERTISING	<b>4,000.00</b>		-	-	
						-	
						-	
TECHNOLOGY	5171	TECHNICAL/PROFESSNL STFF	19,617.00	77,566.00	79,028.00	1,462.00	1.88%
TECHNOLOGY	5211	HEALTH INSURANCE	1,211.00	6,799.16	7,411.44	612.28	9.01%
TECHNOLOGY	5217	FSA, HRA & HSA ADMIN FEES		30.00	41.40	11.40	38.00%
TECHNOLOGY	5218	HSA	230.00	1,150.00	1,150.00	-	0.00%
TECHNOLOGY	5220	FICA	1,500.70	5,933.80	6,045.64	111.84	1.88%
TECHNOLOGY	5234	VMERS	1,078.94	4,460.05	4,741.68	281.63	6.31%
TECHNOLOGY	5271	WORKERS COMPENSATION	136.55	528.07	474.17	(53.90)	-10.21%
TECHNOLOGY	5281	DENTAL	60.00	350.00	350.00	-	0.00%
TECHNOLOGY	5292	LIFE	2.59	12.96	13.35	0.39	3.01%
TECHNOLOGY	5294	LTD	63.76	252.09	284.50	32.41	12.86%
TECHNOLOGY	5331	EMP TRAINING/DEVELOP	1,500.00	1,500.00	500.00	(1,000.00)	-66.67%
TECHNOLOGY	5352	OTHER TECHNICAL SERVICES	10,000.00	5,000.00	5,000.00	-	0.00%
TECHNOLOGY	5521	INSURANCE (NOT EMP BEN)	300.00	340.00	340.00	-	0.00%
TECHNOLOGY	5531	COMMUNICATIONS	5,500.00	6,500.00	6,500.00	-	0.00%
TECHNOLOGY	5581	TRAVEL	200.00	700.00	700.00	-	0.00%
TECHNOLOGY	5611	GENERAL SUPPLIES		4,000.00	4,000.00	-	0.00%
TECHNOLOGY	5651	SUPPLIES-TECH RELATED	41,500.00	37,400.00	37,400.00	-	0.00%
			<b>82,900.54</b>	<b>152,522.13</b>	<b>153,980.18</b>	<b>1,458.05</b>	<b>0.96%</b>
						-	

(51)

FY21 WNESU PROPOSED BUDGET EXPENDITURES

BUDGET UNIT Title	Account	Account Title	FY19 BUDGET	FY20 BUDGET	FY21 PROPOSED BUDGET	VARIANCE	VARIANCE %
CUSTODIAL	5181	NON-CLERICAL GENERALISTS	13,788.60	13,788.60	13,755.00	(33.60)	-0.24%
CUSTODIAL	5220	FICA	1,054.83	1,054.83	1,052.26	(2.57)	-0.24%
CUSTODIAL	5271	WORKERS COMPENSATION	695.29	707.36	687.75	(19.61)	-2.77%
CUSTODIAL	5352	OTHER TECHNICAL SERVICES	1,600.00	1,600.00	1,600.00	-	0.00%
CUSTODIAL	5412	UTILITY SERV - LOCAL	2,000.00	4,200.00	4,200.00	-	0.00%
CUSTODIAL	5422	SNOW PLOWING AND SANDING	1,500.00	1,500.00	1,500.00	-	0.00%
CUSTODIAL	5425	TRASH & RECYCLING	2,650.00	3,600.00	3,600.00	-	0.00%
CUSTODIAL	5431	NONTECHNLGY REPAIR/MAINT	1,500.00	3,000.00	3,000.00	-	0.00%
CUSTODIAL	5441	RENTALS-LAND/BUILDINGS	27,961.00	29,700.00	29,700.00	-	0.00%
CUSTODIAL	5521	INSURANCE (NOT EMP BEN)	5,000.00	4,450.00	4,895.00	445.00	10.00%
CUSTODIAL	5531	COMMUNICATIONS	16,700.00	20,000.00	12,000.00	(8,000.00)	-40.00%
CUSTODIAL	5611	GENERAL SUPPLIES	2,200.00	3,000.00	3,000.00	-	0.00%
CUSTODIAL	5622	ELECTRICITY	7,200.00	7,500.00	7,000.00	(500.00)	-6.67%
CUSTODIAL	5624	OIL	12,000.00	17,050.00	17,050.00	-	0.00%
			<b>95,849.72</b>	<b>111,150.79</b>	<b>103,040.01</b>	<b>(8,110.78)</b>	<b>-7.30%</b>
TRANSPORTATION	5151	MID-MANAGEMENT/SUPERVISOR	48,687.50	50,391.56	57,239.00	6,847.44	13.59%
TRANSPORTATION	5181	NON-CLERICAL GENERALISTS	202,306.20	282,783.66	282,716.00	(67.66)	-0.02%
TRANSPORTATION	5211	HEALTH INSURANCE	64,147.03	79,713.21	82,760.64	3,047.43	3.82%
TRANSPORTATION	5217	FSA, HRA & HSA ADMIN FEES		-	339.49	339.49	
TRANSPORTATION	5219	HRA	14,252.00	14,952.00	16,640.00	1,688.00	11.29%
TRANSPORTATION	5220	FICA	23,256.51	25,487.90	24,176.63	(1,311.27)	-5.14%
TRANSPORTATION	5234	VMERS	8,114.38	9,903.18	10,797.99	894.81	9.04%
TRANSPORTATION	5271	WORKERS COMPENSATION	26,486.29	26,590.91	28,443.10	1,852.19	6.97%
TRANSPORTATION	5281	DENTAL	1,446.00	1,200.00	1,500.00	300.00	25.00%
TRANSPORTATION	5292	LIFE	202.18	172.95	149.52	(23.43)	-13.55%
TRANSPORTATION	5294	LTD	988.02	1,458.93	1,137.73	(321.20)	-22.02%
TRANSPORTATION	5352	OTHER TECHNICAL SERVICES	3,600.00	4,500.00	4,500.00	-	0.00%
TRANSPORTATION	5431	NONTECHNLGY REPAIR/MAINT		80,000.00	80,000.00	-	0.00%
TRANSPORTATION	5442	RENTALS-EQUIPMNT/VEHICLES	9,900.00	10,000.00	10,000.00	-	0.00%
TRANSPORTATION	5511	STU TRANS FRM PUB VT LEA	4,000.00	10,000.00	6,000.00	(4,000.00)	-40.00%
TRANSPORTATION	5519	STU TRANS FRM OTHER	1,000.00	12,000.00	12,000.00	-	0.00%
TRANSPORTATION	5521	INSURANCE (NOT EMP BEN)	6,600.00	9,500.00	9,500.00	-	0.00%
TRANSPORTATION	5531	COMMUNICATIONS	3,500.00	4,800.00	2,500.00	(2,300.00)	-47.92%
TRANSPORTATION	5581	TRAVEL	100.00	400.00	400.00	-	0.00%
TRANSPORTATION	5611	GENERAL SUPPLIES	3,000.00	23,000.00	8,000.00	(15,000.00)	-65.22%
TRANSPORTATION	5623	BOTTLED GAS	12,000.00	35,000.00	35,000.00	-	0.00%
TRANSPORTATION	5626	GASOLINE	4,000.00	6,600.00	6,600.00	-	0.00%
TRANSPORTATION	5629	DIESEL	44,000.00	38,500.00	38,500.00	-	0.00%
TRANSPORTATION	5732	VEHICLES	157,912.00	166,000.00	68,000.00	(98,000.00)	-59.04%
TRANSPORTATION	5811	DUES AND FEES - STAFF	800.00	1,300.00	1,300.00	-	0.00%
FIELD TRIPS	5181	NON-CLERICAL GENERALISTS	23,588.00	-	19,690.00	19,690.00	
COCURRICULAR	5181	NON-CLERICAL GENERALISTS	27,225.00	-	28,180.00	28,180.00	

(52)

FY21 WNESU PROPOSED BUDGET EXPENDITURES

BUDGET UNIT Title	Account	Account Title	FY19 BUDGET	FY20 BUDGET	FY21 PROPOSED BUDGET	VARIANCE	VARIANCE %
MAINTENANCE	5181	NON-CLERICAL GENERALISTS	1,000.00	-	1,500.00	1,500.00	
MAINTENANCE	5431	NONTECHNLGY REPAIR/MAINT	80,000.00	-	-	-	
SUMMER TRANSPORTATION	5181	NON-CLERICAL GENERALISTS	1,200.00	-	-	-	
VOC ED TRANSPORTATION	5181	NON-CLERICAL GENERALISTS		-	58,736.00	58,736.00	
			<b>773,311.11</b>	<b>894,254.30</b>	<b>896,306.10</b>	<b>2,051.80</b>	<b>0.23%</b>
				-	-	-	
SPECIAL EDUCATION	5111	TEACHERS	1,355,615.28	1,319,467.20	1,394,170.00	74,702.80	5.66%
SPECIAL EDUCATION	5112	TEACHERS - LOCAL		18,360.00	-	(18,360.00)	-100.00%
SPECIAL EDUCATION	5121	PARAEDUCATOR	1,501,435.27	1,566,593.84	1,277,974.86	(288,618.98)	-18.42%
SPECIAL EDUCATION	5131	SUBSTITUTES	60,000.00	60,000.00	60,000.00	-	0.00%
SPECIAL EDUCATION	5211	HEALTH INSURANCE	593,645.51	624,801.13	713,135.08	88,333.95	14.14%
SPECIAL EDUCATION	5217	FSA, HRA & HSA ADMIN FEES	286.49	3,164.15	2,618.95	(545.20)	-17.23%
SPECIAL EDUCATION	5219	HRA	116,230.52	117,723.62	147,203.12	29,479.50	25.04%
SPECIAL EDUCATION	5220	FICA	222,696.66	227,597.32	209,009.08	(18,588.24)	-8.17%
SPECIAL EDUCATION	5232	VSTRS--OPEB	7,155.00	5,232.00	5,356.00	124.00	2.37%
SPECIAL EDUCATION	5234	VMERS	82,800.97	90,317.31	76,678.49	(13,638.82)	-15.10%
SPECIAL EDUCATION	5251	TUITION REIMBURSEMENT	10,000.00	10,000.00	-	(10,000.00)	-100.00%
SPECIAL EDUCATION	5271	WORKERS COMPENSATION	19,907.46	20,254.67	16,392.87	(3,861.80)	-19.07%
SPECIAL EDUCATION	5281	DENTAL	22,884.31	22,311.12	22,895.11	583.99	2.62%
SPECIAL EDUCATION	5292	LIFE	1,107.12	1,142.11	1,196.79	54.68	4.79%
SPECIAL EDUCATION	5294	LTD	9,136.10	9,058.75	9,619.72	560.97	6.19%
SPECIAL EDUCATION	5295	CASH IN LIEU	4,500.00	4,923.10	10,423.10	5,500.00	111.72%
SPECIAL EDUCATION	5321	PROFESSIONAL EDU SERVICES	145,273.71	100,000.00	100,000.00	-	0.00%
SPECIAL EDUCATION	5443	RENTALS-COMPUTERS/RELATED	12,000.00	15,000.00	15,000.00	-	0.00%
SPECIAL EDUCATION	5562	TUITN TO PRIV VT LEAS	917,912.00	995,000.00	995,000.00	-	0.00%
SPECIAL EDUCATION	5581	TRAVEL	1,300.00	1,300.00	1,300.00	-	0.00%
SPECIAL EDUCATION	5594	SPED EXCESS TO PUB VT LEA	72,250.00	25,000.00	25,000.00	-	0.00%
SPECIAL EDUCATION	5611	GENERAL SUPPLIES	10,500.00	13,300.00	13,300.00	-	0.00%
SPECIAL EDUCATION	5641	BOOKS AND PERIODICALS	3,500.00	-	-	-	
SPECIAL EDUCATION	5811	DUES AND FEES - STAFF	500.00	500.00	-	(500.00)	-100.00%
			<b>5,170,636.40</b>	<b>5,251,046.32</b>	<b>5,096,273.17</b>	<b>(154,773.15)</b>	<b>-2.95%</b>
						-	
SP ED MEDICAL	5341	OTHER PROFESSNL SERVICES	10,000.00		-	-	
						-	
						-	
SP ED PSYCH SERVICES	5171	TECHNICAL/PROFESSNL STFF	89,630.40	92,319.31	137,973.36	45,654.05	49.45%
SP ED PSYCH SERVICES	5211	HEALTH INSURANCE	11,371.41	14,731.76	37,285.44	22,553.68	153.10%
SP ED PSYCH SERVICES	5217	FSA, HRA & HSA ADMIN FEES	-	41.40	82.80	41.40	100.00%
SP ED PSYCH SERVICES	5219	HRA	2,800.00	2,800.00	6,400.00	3,600.00	128.57%
SP ED PSYCH SERVICES	5220	FICA	6,856.73	7,062.43	10,554.96	3,492.53	49.45%
SP ED PSYCH SERVICES	5234	VMERS	5,067.17	5,308.36	8,278.40	2,970.04	55.95%
SP ED PSYCH SERVICES	5251	TUITION REIMBURSEMENT	2,000.00	2,000.00	2,000.00	-	0.00%
SP ED PSYCH SERVICES	5271	WORKERS COMPENSATION	623.65	628.51	827.84	199.33	31.71%

(53)

FY21 WNESU PROPOSED BUDGET EXPENDITURES

BUDGET UNIT Title	Account	Account Title	FY19 BUDGET	FY20 BUDGET	FY21 PROPOSED BUDGET	VARIANCE	VARIANCE %
SP ED PSYCH SERVICES	5281	DENTAL	300.00	300.00	650.00	350.00	116.67%
SP ED PSYCH SERVICES	5292	LIFE	12.96	12.96	26.70	13.74	106.02%
SP ED PSYCH SERVICES	5294	LTD	291.30	300.00	496.70	196.70	65.57%
SP ED PSYCH SERVICES	5341	OTHER PROFESSNL SERVICES	338,060.00	398,500.00	398,500.00	-	0.00%
SP ED PSYCH SERVICES	5531	COMMUNICATIONS	600.00	500.00	500.00	-	0.00%
SP ED PSYCH SERVICES	5581	TRAVEL	2,000.00	2,000.00	2,000.00	-	0.00%
SP ED PSYCH SERVICES	5611	GENERAL SUPPLIES	2,300.00	5,100.00	2,600.00	(2,500.00)	-49.02%
SP ED PSYCH SERVICES	5641	BOOKS AND PERIODICALS	100.00	100.00	100.00	-	0.00%
			<b>462,013.62</b>	<b>531,704.73</b>	<b>608,276.20</b>	<b>76,571.47</b>	<b>14.40%</b>
SPEECH LANGUAGE SERVICES	5121	PARAEDUCATOR	59,113.21		-	-	
SPEECH LANGUAGE SERVICES	5151	MID-MANAGEMENT/SUPERVISOR			6,277.10	6,277.10	
SPEECH LANGUAGE SERVICES	5171	TECHNICAL/PROFESSNL STFF	165,273.46	170,317.53	281,565.30	111,247.77	65.32%
SPEECH LANGUAGE SERVICES	5211	HEALTH INSURANCE	34,145.10	80,316.15	63,184.42	(17,131.73)	-21.33%
SPEECH LANGUAGE SERVICES	5217	FSA, HRA & HSA ADMIN FEES	-	43,027.36	231.84	(42,795.52)	-99.46%
SPEECH LANGUAGE SERVICES	5218	HSA	1,150.00	195.60	-	(195.60)	-100.00%
SPEECH LANGUAGE SERVICES	5219	HRA	6,720.00	1,150.00	12,160.00	11,010.00	957.39%
SPEECH LANGUAGE SERVICES	5220	FICA	17,165.65	6,440.00	22,019.94	15,579.94	241.92%
SPEECH LANGUAGE SERVICES	5234	VMERS	3,108.23	19,173.49	5,164.83	(14,008.66)	-73.06%
SPEECH LANGUAGE SERVICES	5251	TUITION REIMBURSEMENT	1,950.00	4,618.19	2,450.00	(2,168.19)	-46.95%
SPEECH LANGUAGE SERVICES	5271	WORKERS COMPENSATION	1,561.28	2,450.00	1,727.05	(722.95)	-29.51%
SPEECH LANGUAGE SERVICES	5281	DENTAL	1,371.30	1,706.32	1,780.00	73.68	4.32%
SPEECH LANGUAGE SERVICES	5292	LIFE	63.55	1,480.00	82.77	(1,397.23)	-94.41%
SPEECH LANGUAGE SERVICES	5294	LTD	716.96	66.42	1,036.23	969.81	1460.12%
SPEECH LANGUAGE SERVICES	5341	OTHER PROFESSNL SERVICES	1,000.00	748.86	1,000.00	251.14	33.54%
SPEECH LANGUAGE SERVICES	5581	TRAVEL	3,000.00	1,000.00	3,000.00	2,000.00	200.00%
SPEECH LANGUAGE SERVICES	5611	GENERAL SUPPLIES	2,600.00	3,000.00	2,500.00	(500.00)	-16.67%
SPEECH LANGUAGE SERVICES	5612	GENERAL SUPPS - LOCAL		2,500.00	-	(2,500.00)	-100.00%
SPEECH LANGUAGE SERVICES	5811	DUES AND FEES - STAFF	1,000.00	1,000.00	-	(1,000.00)	-100.00%
			<b>299,938.74</b>	<b>339,189.92</b>	<b>404,179.48</b>	<b>64,989.56</b>	<b>19.16%</b>
OCCUPATIONAL THERAPY SERV	5121	PARAEDUCATOR	62,176.07	65,676.06	-	(65,676.06)	-100.00%
OCCUPATIONAL THERAPY SERV	5171	TECHNICAL/PROFESSNL STFF	59,659.88	60,600.00	157,562.30	96,962.30	160.00%
OCCUPATIONAL THERAPY SERV	5211	HEALTH INSURANCE	41,489.64	32,421.46	51,629.52	19,208.06	59.24%
OCCUPATIONAL THERAPY SERV	5217	FSA, HRA & HSA ADMIN FEES	41.40	68.92	163.12	94.20	136.68%
OCCUPATIONAL THERAPY SERV	5218	HSA	2,300.00	1,150.00	2,300.00	1,150.00	100.00%
OCCUPATIONAL THERAPY SERV	5219	HRA	5,432.00	2,632.00	6,400.00	3,768.00	143.16%
OCCUPATIONAL THERAPY SERV	5220	FICA	9,320.44	9,660.13	12,053.52	2,393.39	24.78%
OCCUPATIONAL THERAPY SERV	5234	VMERS	6,700.98	7,260.87	9,453.74	2,192.87	30.20%
OCCUPATIONAL THERAPY SERV	5251	TUITION REIMBURSEMENT	1,176.00	1,176.00	1,176.00	-	0.00%
OCCUPATIONAL THERAPY SERV	5271	WORKERS COMPENSATION	847.73	859.68	945.37	85.69	9.97%
OCCUPATIONAL THERAPY SERV	5281	DENTAL	737.00	585.00	950.00	365.00	62.39%
OCCUPATIONAL THERAPY SERV	5292	LIFE	35.77	38.10	52.60	14.50	38.06%

(54)



FY21 WNESU PROPOSED BUDGET EXPENDITURES

BUDGET UNIT Title	Account	Account Title	FY19 BUDGET	FY20 BUDGET	FY21 PROPOSED BUDGET	VARIANCE	VARIANCE %
OCCUPATIONAL THERAPY SERV	5294	LTD	394.02	408.45	567.22	158.77	38.87%
OCCUPATIONAL THERAPY SERV	5295	CASH IN LIEU		500.00	300.00	(200.00)	-40.00%
OCCUPATIONAL THERAPY SERV	5581	TRAVEL	3,400.00	3,400.00	3,400.00	-	0.00%
OCCUPATIONAL THERAPY SERV	5611	GENERAL SUPPLIES	1,100.00	1,300.00	1,300.00	-	0.00%
OCCUPATIONAL THERAPY SERV	5811	DUES AND FEES - STAFF	500.00	400.00	-	(400.00)	-100.00%
			<b>195,310.93</b>	<b>188,136.67</b>	<b>248,253.39</b>	60,116.72	31.95%
						-	
PHYSICAL THERAPY	5341	OTHER PROFESSNL SERVICES	20,000.00	20,000.00	20,000.00	-	0.00%
PHYSICAL THERAPY	5581	TRAVEL	3,000.00	3,000.00	3,000.00	-	0.00%
PHYSICAL THERAPY	5611	GENERAL SUPPLIES		100.00	100.00	-	0.00%
			<b>23,000.00</b>	<b>23,100.00</b>	<b>23,100.00</b>	-	0.00%
						-	
SP ED STAFF DEVELOPMENT	5321	PROFESSIONAL EDU SERVICES		5,000.00	2,500.00	(2,500.00)	-50.00%
SP ED STAFF DEVELOPMENT	5581	TRAVEL		500.00	500.00	-	0.00%
SP ED STAFF DEVELOPMENT	5641	BOOKS AND PERIODICALS	1,000.00	1,000.00	1,000.00	-	0.00%
			<b>1,000.00</b>	<b>6,500.00</b>	<b>4,000.00</b>	(2,500.00)	-38.46%
						-	
SP ED ADMINISTRATION	5141	ADMINISTRATION	-		109,140.00	109,140.00	
SP ED ADMINISTRATION	5151	MID-MANAGEMENT/SUPERVISOR	142,862.44	191,231.77	77,148.00	(114,083.77)	-59.66%
SP ED ADMINISTRATION	5161	CLERICAL	97,339.75	110,194.80	119,106.54	8,911.74	8.09%
SP ED ADMINISTRATION	5211	HEALTH INSURANCE	63,758.92	73,733.81	86,627.74	12,893.93	17.49%
SP ED ADMINISTRATION	5217	FSA, HRA & HSA ADMIN FEES	41.40	269.10	194.58	(74.52)	-27.69%
SP ED ADMINISTRATION	5218	HSA		2,300.00	-	(2,300.00)	-100.00%
SP ED ADMINISTRATION	5219	HRA	11,928.00	7,700.00	13,440.00	5,740.00	74.55%
SP ED ADMINISTRATION	5220	FICA	18,375.47	23,059.14	23,362.88	303.74	1.32%
SP ED ADMINISTRATION	5232	VSTRS--OPEB	-	-	-	-	
SP ED ADMINISTRATION	5234	VMERS	5,353.68	6,336.20	7,146.39	810.19	12.79%
SP ED ADMINISTRATION	5251	TUITION REIMBURSEMENT	4,000.00	5,000.00	5,000.00	-	0.00%
SP ED ADMINISTRATION	5271	WORKERS COMPENSATION	1,671.33	2,051.23	1,832.37	(218.86)	-10.67%
SP ED ADMINISTRATION	5281	DENTAL	1,471.00	1,450.00	1,510.00	60.00	4.14%
SP ED ADMINISTRATION	5292	LIFE	69.27	83.00	73.43	(9.57)	-11.53%
SP ED ADMINISTRATION	5294	LTD	780.57	948.51	1,099.42	150.91	15.91%
SP ED ADMINISTRATION	5331	EMP TRAINING/DEVELOP	1,000.00	4,000.00	4,000.00	-	0.00%
SP ED ADMINISTRATION	5443	RENTALS-COMPUTERS/RELATED	2,200.00	2,200.00	2,200.00	-	0.00%
SP ED ADMINISTRATION	5531	COMMUNICATIONS	1,000.00	1,000.00	-	(1,000.00)	-100.00%
SP ED ADMINISTRATION	5581	TRAVEL	2,000.00	3,000.00	3,000.00	-	0.00%
SP ED ADMINISTRATION	5611	GENERAL SUPPLIES	2,600.00	2,600.00	2,600.00	-	0.00%
SP ED ADMINISTRATION	5631	FOOD	1,000.00	500.00	500.00	-	0.00%
SP ED ADMINISTRATION	5641	BOOKS AND PERIODICALS	500.00	-	-	-	
SP ED ADMINISTRATION	5811	DUES AND FEES - STAFF	1,260.00	800.00	1,000.00	200.00	25.00%
			<b>359,211.83</b>	<b>438,457.56</b>	<b>458,981.35</b>	20,523.79	4.68%
						-	
SP ED TRANSPORTATION	5181	NON-CLERICAL GENERALISTS	78,905.00	100,500.00	122,422.00	21,922.00	21.81%

(55)

FY21 WNESU PROPOSED BUDGET EXPENDITURES

BUDGET UNIT Title	Account	Account Title	FY19 BUDGET	FY20 BUDGET	FY21 PROPOSED BUDGET	VARIANCE	VARIANCE %
SP ED TRANSPORTATION	5211	HEALTH INSURANCE	12,352.07	17,479.63	27,891.12	10,411.49	59.56%
SP ED TRANSPORTATION	5217	FSA, HRA & HSA ADMIN FEES			74.52	74.52	
SP ED TRANSPORTATION	5219	HRA	3,696.00	3,600.00	5,760.00	2,160.00	60.00%
SP ED TRANSPORTATION	5220	FICA	6,036.23	7,688.25	8,455.45	767.20	9.98%
SP ED TRANSPORTATION	5234	VMERS	2,093.47	3,000.00	4,064.93	1,064.93	35.50%
SP ED TRANSPORTATION	5271	WORKERS COMPENSATION	6,874.52	8,020.97	9,947.59	1,926.62	24.02%
SP ED TRANSPORTATION	5281	DENTAL		-	600.00	600.00	
SP ED TRANSPORTATION	5292	LIFE	28.77	57.54	50.73	(6.81)	-11.84%
SP ED TRANSPORTATION	5294	LTD	256.44	361.80	397.90	36.10	9.98%
SP ED TRANSPORTATION	5431	NONTECHNLGY REPAIR/MAINT	12,000.00	28,000.00	-	(28,000.00)	-100.00%
SP ED TRANSPORTATION	5519	STU TRANS FRM OTHER	-	15,000.00	-	(15,000.00)	-100.00%
SP ED TRANSPORTATION	5521	INSURANCE (NOT EMP BEN)	-	800.00	-	(800.00)	-100.00%
SP ED TRANSPORTATION	5611	GENERAL SUPPLIES	1,500.00	1,500.00	-	(1,500.00)	-100.00%
SP ED TRANSPORTATION	5623	BOTTLED GAS	4,650.00	3,500.00	-	(3,500.00)	-100.00%
SP ED TRANSPORTATION	5626	GASOLINE	5,000.00	8,000.00	-	(8,000.00)	-100.00%
SP ED TRANSPORTATION	5629	DIESEL	4,500.00	16,500.00	-	(16,500.00)	-100.00%
			<b>137,892.50</b>	<b>214,008.19</b>	<b>179,664.24</b>	<b>(34,343.95)</b>	<b>-16.05%</b>
						-	
ELL TEACHER	5111	TEACHERS	37,959.84	36,696.00	48,162.00	11,466.00	31.25%
ELL TEACHER	5211	HEALTH INSURANCE	8,317.37	5,546.03	6,111.36	565.33	10.19%
ELL TEACHER	5217	FSA, HRA & HSA ADMIN FEES		-	41.40	41.40	
ELL TEACHER	5219	HRA	2,240.00	2,069.00	1,600.00	(469.00)	-22.67%
ELL TEACHER	5220	FICA	2,903.93	2,807.24	3,684.39	877.15	31.25%
ELL TEACHER	5232	VSTRS--OPEB	1,431.00	1,308.00	1,339.00	31.00	2.37%
ELL TEACHER	5251	TUITION REIMBURSEMENT		280.00	350.00	70.00	25.00%
ELL TEACHER	5271	WORKERS COMPENSATION	307.47	249.83	288.97	39.14	15.67%
ELL TEACHER	5281	DENTAL		280.00	350.00	70.00	25.00%
ELL TEACHER	5292	LIFE		12.96	13.35	0.39	3.01%
ELL TEACHER	5294	LTD		109.34	173.38	64.04	58.57%
ELL TEACHER	5581	TRAVEL	300.00	300.00	1,200.00	900.00	300.00%
ELL TEACHER	5611	GENERAL SUPPLIES	1,400.00	1,400.00	500.00	(900.00)	-64.29%
			<b>54,859.61</b>	<b>51,058.40</b>	<b>63,813.85</b>	<b>12,755.45</b>	<b>24.98%</b>
						-	
<b>TOTAL GENERAL FUND</b>			<b>9,542,351.05</b>	<b>9,911,693.80</b>	<b>10,166,502.94</b>	<b>254,809.14</b>	<b>2.57%</b>
						-	
BFMS 21C TRANSPORTATION	5181	NON-CLERICAL GENERALISTS		4,050.00	4,050.00	-	0.00%
				<b>4,050.00</b>	<b>4,050.00</b>	-	<b>0.00%</b>
						-	
BFMS 21ST CENTURY	5111	TEACHERS		3,812.00	3,800.00	(12.00)	-0.31%
BFMS 21ST CENTURY	5121	PARAEDUCATOR		6,590.00	6,600.00	10.00	0.15%
BFMS 21ST CENTURY	5151	MID-MANAGEMENT/SUPERVISOR	49,661.06	44,668.80	53,657.60	8,988.80	20.12%
BFMS 21ST CENTURY	5181	NON-CLERICAL GENERALISTS		3,960.00	3,960.00	-	0.00%
BFMS 21ST CENTURY	5211	HEALTH INSURANCE	7,208.05	7,067.17	8,060.16	992.99	14.05%

(56)

FY21 WNESU PROPOSED BUDGET EXPENDITURES

BUDGET UNIT Title	Account	Account Title	FY19 BUDGET	FY20 BUDGET	FY21 PROPOSED BUDGET	VARIANCE	VARIANCE %
BFMS 21ST CENTURY	5217	FSA, HRA & HSA ADMIN FEES		41.40	41.40	-	0.00%
BFMS 21ST CENTURY	5219	HRA	1,400.00	1,400.00	1,600.00	200.00	14.29%
BFMS 21ST CENTURY	5220	FICA	3,799.08	4,825.68	9,609.45	4,783.77	99.13%
BFMS 21ST CENTURY	5233	VSTRS--PENSION PAYMENTS		730.00	727.70	(2.30)	-0.32%
BFMS 21ST CENTURY	5234	VMERS	2,181.36	2,801.33	3,615.46	814.13	29.06%
BFMS 21ST CENTURY	5251	TUITION REIMBURSEMENT		250.00	250.00	-	0.00%
BFMS 21ST CENTURY	5271	WORKERS COMPENSATION	525.45	429.45	753.68	324.23	75.50%
BFMS 21ST CENTURY	5292	LIFE		-	13.35	13.35	
BFMS 21ST CENTURY	5294	LTD		-	193.17	193.17	
BFMS 21ST CENTURY	5611	GENERAL SUPPLIES		1,500.00	1,500.00	-	0.00%
BFMS 21ST CENTURY	5631	FOOD		400.00	400.00	-	0.00%
			<b>64,775.00</b>	<b>78,475.83</b>	<b>94,781.97</b>	<b>16,306.14</b>	<b>20.78%</b>
						-	
BFMS HOLT GRANT TEACHER	5111	TEACHERS	12,139.75	12,139.75	12,139.75	-	0.00%
BFMS HOLT GRANT TEACHER	5121	PARAEDUCATOR	2,698.07	2,698.07	2,698.07	-	0.00%
BFMS HOLT GRANT TEACHER	5220	FICA	1,936.31	1,936.31	1,936.31	-	0.00%
BFMS HOLT GRANT TEACHER	5234	VMERS	706.07	-	-	-	
BFMS HOLT GRANT TEACHER	5251	TUITION REIMBURSEMENT	225.00	225.00	225.00	-	0.00%
BFMS HOLT GRANT TEACHER	5271	WORKERS COMPENSATION	1,094.80	1,094.80	1,094.80	-	0.00%
BFMS HOLT GRANT TEACHER	5341	OTHER PROFESSNL SERVICES	300.00	300.00	300.00	-	0.00%
BFMS HOLT GRANT TEACHER	5581	TRAVEL	300.00	300.00	300.00	-	0.00%
BFMS HOLT GRANT TEACHER	5611	GENERAL SUPPLIES	500.00	500.00	500.00	-	0.00%
BFMS HOLT GRANT TEACHER	5812	DUES AND FEES - STUDENTS	2,500.00	2,500.00	2,500.00	-	0.00%
			<b>22,400.00</b>	<b>21,693.93</b>	<b>21,693.93</b>	<b>-</b>	<b>0.00%</b>
						-	
WEST 21C TRANSPORTATION	5181	NON-CLERICAL GENERALISTS	3,137.33	6,800.00	5,300.00	(1,500.00)	-22.06%
WEST 21C TRANSPORTATION	5220	FICA		-	405.45	405.45	
WEST 21C TRANSPORTATION	5271	WORKERS COMPENSATION			47.70	47.70	
			<b>3,137.33</b>	<b>6,800.00</b>	<b>5,753.15</b>	<b>(1,046.85)</b>	<b>-15.39%</b>
						-	
WESTMINSTER 21ST CENTURY	5121	PARAEDUCATOR	36,000.00	33,370.00	30,000.00	(3,370.00)	-10.10%
WESTMINSTER 21ST CENTURY	5151	MID-MANAGEMENT/SUPERVISOR	28,593.50	28,925.98	32,200.00	3,274.02	11.32%
WESTMINSTER 21ST CENTURY	5181	NON-CLERICAL GENERALISTS	-	2,100.00	2,100.00	-	0.00%
WESTMINSTER 21ST CENTURY	5211	HEALTH INSURANCE	7,208.05	7,067.17	8,056.57	989.40	14.00%
WESTMINSTER 21ST CENTURY	5217	FSA, HRA & HSA ADMIN FEES		41.40	41.40	-	0.00%
WESTMINSTER 21ST CENTURY	5219	HRA	1,400.00	1,400.00	1,400.00	-	0.00%
WESTMINSTER 21ST CENTURY	5220	FICA	5,181.41	5,446.49	4,918.95	(527.54)	-9.69%
WESTMINSTER 21ST CENTURY	5234	VMERS	1,572.69	2,054.24	3,732.00	1,677.76	81.67%
WESTMINSTER 21ST CENTURY	5271	WORKERS COMPENSATION	723.00	484.70	385.80	(98.90)	-20.40%
WESTMINSTER 21ST CENTURY	5292	LIFE		-	13.35	13.35	
WESTMINSTER 21ST CENTURY	5294	LTD			115.92	115.92	
			<b>80,678.65</b>	<b>80,889.98</b>	<b>82,963.99</b>	<b>2,074.01</b>	<b>2.56%</b>
						-	

(577)

FY21 WNESU PROPOSED BUDGET EXPENDITURES

BUDGET UNIT Title	Account	Account Title	FY19 BUDGET	FY20 BUDGET	FY21 PROPOSED BUDGET	VARIANCE	VARIANCE %
LOCAL STANDARDS BOARD	5111	TEACHERS	500.00	500.00	500.00	-	0.00%
LOCAL STANDARDS BOARD	5220	FICA	38.00	38.00	38.00	-	0.00%
			<b>538.00</b>	<b>538.00</b>	<b>538.00</b>	-	0.00%
						-	
BFMS INTERVENTIONIST #6	5111	TEACHERS	155,004.00	151,840.00	190,897.00	39,057.00	25.72%
BFMS INTERVENTIONIST #6	5211	HEALTH INSURANCE	18,028.32	6,932.54	7,585.92	653.38	9.42%
BFMS INTERVENTIONIST #6	5217	FSA, HRA & HSA ADMIN FEES	41.40	41.40	41.40	-	0.00%
BFMS INTERVENTIONIST #6	5219	HRA	4,200.00	4,000.00	1,600.00	(2,400.00)	-60.00%
BFMS INTERVENTIONIST #6	5220	FICA	11,857.80	11,692.26	14,603.62	2,911.36	24.90%
BFMS INTERVENTIONIST #6	5232	VSTRS--OPEB	7,155.00	2,616.00	-	(2,616.00)	-100.00%
BFMS INTERVENTIONIST #6	5233	VSTRS--PENSION PAYMENTS	23,250.60	29,268.86	36,556.78	7,287.92	24.90%
BFMS INTERVENTIONIST #6	5251	TUITION REIMBURSEMENT			1,145.38	1,145.38	
BFMS INTERVENTIONIST #6	5271	WORKERS COMPENSATION	1,078.51	1,039.31	700.00	(339.31)	-32.65%
BFMS INTERVENTIONIST #6	5281	DENTAL	1,050.00	700.00	40.05	(659.95)	-94.28%
BFMS INTERVENTIONIST #6	5292	LIFE	38.88	38.88	687.23	648.35	1667.57%
BFMS INTERVENTIONIST #6	5294	LTD	503.76	496.73	2,000.00	1,503.27	302.63%
BFMS INTERVENTIONIST #6	5295	CASH IN LIEU		1,000.00	-	(1,000.00)	-100.00%
			<b>222,208.27</b>	<b>209,665.98</b>	<b>255,857.38</b>	46,191.40	22.03%
						-	
BFUHS INTERVENTIONIST #7	5111	TEACHERS	66,305.00	112,175.00	133,122.00	20,947.00	18.67%
BFUHS INTERVENTIONIST #7	5211	HEALTH INSURANCE	15,334.66	17,121.60	25,433.28	8,311.68	48.54%
BFUHS INTERVENTIONIST #7	5217	FSA, HRA & HSA ADMIN FEES	41.40	82.80	82.80	-	0.00%
BFUHS INTERVENTIONIST #7	5219	HRA	2,800.00	4,000.00	4,800.00	800.00	20.00%
BFUHS INTERVENTIONIST #7	5220	FICA	5,072.33	8,619.64	10,183.83	1,564.19	18.15%
BFUHS INTERVENTIONIST #7	5232	VSTRS--OPEB		1,308.00	1,339.00	31.00	2.37%
BFUHS INTERVENTIONIST #7	5233	VSTRS--PENSION PAYMENTS	9,945.75	21,577.27	25,492.86	3,915.59	18.15%
BFUHS INTERVENTIONIST #7	5251	TUITION REIMBURSEMENT			-	-	
BFUHS INTERVENTIONIST #7	5271	WORKERS COMPENSATION	461.35	766.19	798.73	32.54	4.25%
BFUHS INTERVENTIONIST #7	5281	DENTAL	350.00	350.00	700.00	350.00	100.00%
BFUHS INTERVENTIONIST #7	5292	LIFE	12.96	25.92	26.70	0.78	3.01%
BFUHS INTERVENTIONIST #7	5294	LTD	215.49	366.19	479.24	113.05	30.87%
BFUHS INTERVENTIONIST #7	5295	CASH IN LIEU		500.00	-	(500.00)	-100.00%
			<b>100,538.94</b>	<b>166,892.61</b>	<b>202,458.44</b>	35,565.83	21.31%
						-	
A-G INTERVENTIONIST #1	5111	TEACHERS	66,305.00	66,305.00	66,305.00	-	0.00%
A-G INTERVENTIONIST #1	5211	HEALTH INSURANCE	8,558.80	9,556.14	9,556.14	-	0.00%
A-G INTERVENTIONIST #1	5217	FSA, HRA & HSA ADMIN FEES		41.40	41.40	-	0.00%
A-G INTERVENTIONIST #1	5219	HRA	2,800.00	4,000.00	4,000.00	-	0.00%
A-G INTERVENTIONIST #1	5220	FICA	5,072.34	5,072.34	5,072.34	-	0.00%
A-G INTERVENTIONIST #1	5233	VSTRS--PENSION PAYMENTS	9,945.76	12,697.40	12,697.40	-	0.00%
A-G INTERVENTIONIST #1	5251	TUITION REIMBURSEMENT			-	-	
A-G INTERVENTIONIST #1	5271	WORKERS COMPENSATION	461.36	450.88	450.88	-	0.00%
A-G INTERVENTIONIST #1	5281	DENTAL	350.00	350.00	350.00	-	0.00%

(58)

FY21 WNESU PROPOSED BUDGET EXPENDITURES

BUDGET UNIT Title	Account	Account Title	FY19 BUDGET	FY20 BUDGET	FY21 PROPOSED BUDGET	VARIANCE	VARIANCE %
A-G INTERVENTIONIST #1	5292	LIFE	12.96	8.52	8.52	-	0.00%
A-G INTERVENTIONIST #1	5294	LTD	215.50	215.50	215.50	-	0.00%
			<b>93,721.72</b>	<b>98,697.18</b>	<b>98,697.18</b>	-	0.00%
				-		-	
CES INTERVENTIONIST #2	5111	TEACHERS	185,039.00	185,039.00	185,039.00	-	0.00%
CES INTERVENTIONIST #2	5211	HEALTH INSURANCE	31,267.36	31,237.25	31,237.25	-	0.00%
CES INTERVENTIONIST #2	5217	FSA, HRA & HSA ADMIN FEES	41.40	207.00	207.00	-	0.00%
CES INTERVENTIONIST #2	5219	HRA	7,000.00	12,000.00	12,000.00	-	0.00%
CES INTERVENTIONIST #2	5220	FICA	14,155.48	14,155.48	14,155.48	-	0.00%
CES INTERVENTIONIST #2	5233	VSTRS--PENSION PAYMENTS	27,755.86	35,434.96	35,434.96	-	0.00%
CES INTERVENTIONIST #2	5271	WORKERS COMPENSATION	1,287.50	1,258.26	1,258.26	-	0.00%
CES INTERVENTIONIST #2	5281	DENTAL	700.00	1,050.00	1,050.00	-	0.00%
CES INTERVENTIONIST #2	5292	LIFE	38.88	34.44	34.44	-	0.00%
CES INTERVENTIONIST #2	5294	LTD	601.38	601.38	601.38	-	0.00%
			<b>267,886.86</b>	<b>281,017.77</b>	<b>281,017.77</b>	-	0.00%
				-		-	
SRES INTERVENTIONIST #3	5111	TEACHERS	42,705.00	83,829.00	83,829.00	-	0.00%
SRES INTERVENTIONIST #3	5211	HEALTH INSURANCE	6,956.36	6,713.68	6,713.68	-	0.00%
SRES INTERVENTIONIST #3	5217	FSA, HRA & HSA ADMIN FEES	-	41.40	41.40	-	0.00%
SRES INTERVENTIONIST #3	5219	HRA	1,400.00	4,000.00	4,000.00	-	0.00%
SRES INTERVENTIONIST #3	5220	FICA	3,266.94	6,412.92	6,412.92	-	0.00%
SRES INTERVENTIONIST #3	5232	VSTRS--OPEB		2,616.00	2,616.00	-	0.00%
SRES INTERVENTIONIST #3	5233	VSTRS--PENSION PAYMENTS	6,405.76	16,053.26	16,053.26	-	0.00%
SRES INTERVENTIONIST #3	5271	WORKERS COMPENSATION	297.14	570.04	570.04	-	0.00%
SRES INTERVENTIONIST #3	5281	DENTAL	350.00	350.00	350.00	-	0.00%
SRES INTERVENTIONIST #3	5292	LIFE	12.96	25.92	25.92	-	0.00%
SRES INTERVENTIONIST #3	5294	LTD	138.80	272.44	272.44	-	0.00%
SRES INTERVENTIONIST #3	5295	CASH IN LIEU		500.00	500.00	-	0.00%
			<b>61,532.96</b>	<b>121,384.66</b>	<b>121,384.66</b>	-	0.00%
				-		-	
WEST INTERVENTIONIST #5	5111	TEACHERS	91,888.00	148,315.66	230,673.00	82,357.34	55.53%
WEST INTERVENTIONIST #5	5211	HEALTH INSURANCE	10,396.71	11,608.32	19,321.92	7,713.60	66.45%
WEST INTERVENTIONIST #5	5217	FSA, HRA & HSA ADMIN FEES		41.40	41.40	-	0.00%
WEST INTERVENTIONIST #5	5219	HRA	2,800.00	4,000.00	3,200.00	(800.00)	-20.00%
WEST INTERVENTIONIST #5	5220	FICA	7,029.43	11,420.99	17,121.52	5,700.53	49.91%
WEST INTERVENTIONIST #5	5232	VSTRS--OPEB		1,308.00	1,339.00	31.00	2.37%
WEST INTERVENTIONIST #5	5233	VSTRS--PENSION PAYMENTS	13,783.20	28,589.81	44,556.88	15,967.07	55.85%
WEST INTERVENTIONIST #5	5271	WORKERS COMPENSATION	639.35	1,015.20	1,396.00	380.80	37.51%
WEST INTERVENTIONIST #5	5281	DENTAL	350.00	350.00	350.00	-	0.00%
WEST INTERVENTIONIST #5	5292	LIFE	23.76	38.32	53.40	15.08	39.35%
WEST INTERVENTIONIST #5	5294	LTD	298.63	485.24	837.62	352.38	72.62%
WEST INTERVENTIONIST #5	5295	CASH IN LIEU		978.35	6,000.00	5,021.65	513.28%
			<b>127,209.08</b>	<b>208,151.29</b>	<b>324,890.74</b>	<b>116,739.45</b>	<b>56.08%</b>

(59)

FY21 WNESU PROPOSED BUDGET EXPENDITURES

BUDGET UNIT Title	Account	Account Title	FY19 BUDGET	FY20 BUDGET	FY21 PROPOSED BUDGET	VARIANCE	VARIANCE %
				-	-	-	
EE HOME TO SCHOOL LIAISON	5171	TECHNICAL/PROFESSNL STFF	57,960.00	59,417.93	61,023.60	1,605.67	2.70%
EE HOME TO SCHOOL LIAISON	5211	HEALTH INSURANCE	15,095.06	16,372.53	18,476.42	2,103.89	12.85%
EE HOME TO SCHOOL LIAISON	5217	FSA, HRA & HSA ADMIN FEES	-	27.00	37.26	10.26	38.00%
EE HOME TO SCHOOL LIAISON	5218	HSA	2,070.00	3,600.00	2,070.00	(1,530.00)	-42.50%
EE HOME TO SCHOOL LIAISON	5219	HRA	-	4,545.47	-	(4,545.47)	-100.00%
EE HOME TO SCHOOL LIAISON	5220	FICA	4,433.94	3,416.53	4,668.31	1,251.78	36.64%
EE HOME TO SCHOOL LIAISON	5234	VMERS	3,187.80	404.00	3,661.42	3,257.38	806.20%
EE HOME TO SCHOOL LIAISON	5271	WORKERS COMPENSATION	403.29	315.00	366.14	51.14	16.23%
EE HOME TO SCHOOL LIAISON	5281	DENTAL	315.00	11.66	315.00	303.34	2601.54%
EE HOME TO SCHOOL LIAISON	5292	LIFE	11.66	193.10	12.02	(181.08)	-93.78%
EE HOME TO SCHOOL LIAISON	5294	LTD	188.37	2,000.00	219.68	(1,780.32)	-89.02%
EE HOME TO SCHOOL LIAISON	5581	TRAVEL	2,000.00		2,000.00	2,000.00	
			<b>85,665.12</b>	<b>90,303.26</b>	<b>92,849.85</b>	<b>2,546.59</b>	<b>2.82%</b>
						-	
COMPASS INTERVENTIONIST	5111	TEACHERS		27,662.82	-	(27,662.82)	-100.00%
COMPASS INTERVENTIONIST	5220	FICA		2,116.20	-	(2,116.20)	-100.00%
COMPASS INTERVENTIONIST	5232	VSTRS--OPEB		1,308.00	1,339.00	31.00	2.37%
COMPASS INTERVENTIONIST	5233	VSTRS--PENSION PAYMENTS		5,297.50	-	(5,297.50)	-100.00%
COMPASS INTERVENTIONIST	5292	LTD		188.11	-	(188.11)	-100.00%
				<b>36,572.63</b>	<b>1,339.00</b>	<b>(35,233.63)</b>	<b>-96.34%</b>
						-	
FISCAL SERVICES	5342	AUDITING SERVICES	<b>6,000.00</b>	<b>3,200.00</b>	<b>3,200.00</b>	-	0.00%
						-	
						-	
CFP GRANT MANAGER	5141	ADMINISTRATION	34,206.30	49,000.00	51,000.00	2,000.00	4.08%
CFP GRANT MANAGER	5211	HEALTH INSURANCE	2,494.65	7,365.88	8,470.76	1,104.88	15.00%
CFP GRANT MANAGER	5217	FSA, HRA & HSA ADMIN FEES		20.70	20.70	-	0.00%
CFP GRANT MANAGER	5218	HSA	473.80	-	-	-	
CFP GRANT MANAGER	5219	HRA	-	1,400.00	1,400.00	-	0.00%
CFP GRANT MANAGER	5220	FICA	2,616.78	3,748.50	3,901.50	153.00	4.08%
CFP GRANT MANAGER	5233	VSTRS--PENSION PAYMENTS	4,645.22	9,383.50	9,766.50	383.00	4.08%
CFP GRANT MANAGER	5271	WORKERS COMPENSATION	238.01	333.59	306.00	(27.59)	-8.27%
CFP GRANT MANAGER	5281	DENTAL	144.20	175.00	175.00	-	0.00%
CFP GRANT MANAGER	5292	LIFE	5.34	6.48	0.48	(6.00)	-92.59%
CFP GRANT MANAGER	5294	LTD	111.17	159.25	183.60	24.35	15.29%
			<b>44,935.47</b>	<b>71,592.90</b>	<b>75,224.54</b>	<b>3,631.64</b>	<b>5.07%</b>
						-	
FISCAL SERVICES	5141	ADMINISTRATION	19,127.60	19,797.00	20,467.00	670.00	3.38%
FISCAL SERVICES	5161	CLERICAL	11,557.08	9,439.04	12,050.00	2,610.96	27.66%
FISCAL SERVICES	5211	HEALTH INSURANCE	5,117.13	5,413.12	6,225.09	811.97	15.00%
FISCAL SERVICES	5217	FSA, HRA & HSA ADMIN FEES	8.28	33.12	16.53	(16.59)	-50.09%
FISCAL SERVICES	5219	HRA	1,260.00	1,600.00	1,600.00	-	0.00%

(66)

FY21 WNESU PROPOSED BUDGET EXPENDITURES

BUDGET UNIT Title	Account	Account Title	FY19 BUDGET	FY20 BUDGET	FY21 PROPOSED BUDGET	VARIANCE	VARIANCE %
FISCAL SERVICES	5220	FICA	2,347.38	2,236.56	2,487.56	251.00	11.22%
FISCAL SERVICES	5234	VMERS	1,687.66	1,681.07	1,951.02	269.95	16.06%
FISCAL SERVICES	5271	WORKERS COMPENSATION	213.50	198.81	195.10	(3.71)	-1.87%
FISCAL SERVICES	5281	DENTAL	70.00	70.00	70.00	-	0.00%
FISCAL SERVICES	5292	LIFE	5.83	7.77	8.86	1.09	14.03%
FISCAL SERVICES	5294	LTD	99.72	95.02	106.01	10.99	11.57%
			<b>41,494.18</b>	<b>40,571.51</b>	<b>45,177.17</b>	<b>4,605.66</b>	<b>11.35%</b>
						-	
SUMMER SCHOOL	5111	TEACHERS	32,000.00	32,414.00	18,340.00	(14,074.00)	-43.42%
SUMMER SCHOOL	5220	FICA	2,448.00	2,480.00	1,403.01	(1,076.99)	-43.43%
SUMMER SCHOOL	5233	VSTRS--PENSION PAYMENTS	4,800.00	6,207.28	-	(6,207.28)	-100.00%
SUMMER SCHOOL	5250	WORKERS COMPENSATION	-	110.34	-	(110.34)	-100.00%
			<b>39,248.00</b>	<b>41,211.62</b>	<b>19,743.01</b>	<b>(21,468.61)</b>	<b>-52.09%</b>
						-	
HOMEWORK ASSISTANCE	5111	TEACHERS	32,000.00	8,103.72	36,215.60	28,111.88	346.90%
HOMEWORK ASSISTANCE	5220	FICA	2,448.00	619.94	2,770.50	2,150.56	346.90%
HOMEWORK ASSISTANCE	5233	VSTRS--PENSION PAYMENTS	4,800.00	1,551.86	4,825.72	3,273.86	210.96%
			<b>39,248.00</b>	<b>10,275.52</b>	<b>43,811.82</b>	<b>33,536.30</b>	<b>326.37%</b>
						-	
KURN HATTIN INTERVENTION	5111	TEACHERS	110,716.00	110,716.00	75,128.99	(35,587.01)	-32.14%
KURN HATTIN INTERVENTION	5210	HEALTH INSURANCE	5,535.99	6,181.06	6,181.06	-	0.00%
KURN HATTIN INTERVENTION	5217	FSA, HRA & HSA ADMIN FEES	82.80	82.80	82.80	-	0.00%
KURN HATTIN INTERVENTION	5219	HRA	1,400.00	4,000.00	4,000.00	-	0.00%
KURN HATTIN INTERVENTION	5220	FICA	8,469.77	8,508.02	5,747.37	(2,760.65)	-32.45%
KURN HATTIN INTERVENTION	5232	VSTRS--OPEB		1,308.00	1,339.00	31.00	2.37%
KURN HATTIN INTERVENTION	5233	VSTRS--PENSION PAYMENTS	16,607.40	21,297.86	14,387.20	(6,910.66)	-32.45%
KURN HATTIN INTERVENTION	5271	WORKERS COMPENSATION	770.37	756.27	450.77	(305.50)	-40.40%
KURN HATTIN INTERVENTION	5281	DENTAL	350.00	350.00	350.00	-	0.00%
KURN HATTIN INTERVENTION	5292	LIFE	25.92	25.92	18.35	(7.57)	-29.21%
KURN HATTIN INTERVENTION	5294	LTD	359.83	361.46	270.46	(91.00)	-25.18%
KURN HATTIN INTERVENTION	5295	CASH IN LIEU	500.00	500.00	2,752.80	2,252.80	450.56%
			<b>144,818.08</b>	<b>154,087.39</b>	<b>110,708.80</b>	<b>(43,378.59)</b>	<b>-28.15%</b>
						-	
KH SUMMER SCHOOL	5111	TEACHERS	9,600.00	-	-	-	
KH SUMMER SCHOOL	5220	FICA	734.00	-	-	-	
KH SUMMER SCHOOL	5233	VSTRS--PENSION PAYMENTS	1,440.00	-	-	-	
KH SUMMER SCHOOL	5271	WORKERS COMPENSATION	67.00	-	-	-	
			<b>11,841.00</b>				
						-	
K-12 HOME TO SCH LIAISON	5171	TECHNICAL/PROFESSNL STFF	46,006.40	48,328.02	38,100.75	(10,227.27)	-21.16%
K-12 HOME TO SCH LIAISON	5211	HEALTH INSURANCE	15,217.03	20,837.89	23,701.44	2,863.55	13.74%
K-12 HOME TO SCH LIAISON	5217	FSA, HRA & HSA ADMIN FEES		41.40	41.40	-	0.00%
K-12 HOME TO SCH LIAISON	5219	HRA	2,800.00	4,000.00	3,200.00	(800.00)	-20.00%

(617)

FY21 WNESU PROPOSED BUDGET EXPENDITURES

BUDGET UNIT Title	Account	Account Title	FY19 BUDGET	FY20 BUDGET	FY21 PROPOSED BUDGET	VARIANCE	VARIANCE %
K-12 HOME TO SCH LIAISON	5220	FICA	3,519.49	3,697.09	2,914.71	(782.38)	-21.16%
K-12 HOME TO SCH LIAISON	5234	VMERS	2,530.35	2,778.86	2,286.05	(492.81)	-17.73%
K-12 HOME TO SCH LIAISON	5271	WORKERS COMPENSATION	320.11	328.63	228.60	(100.03)	-30.44%
K-12 HOME TO SCH LIAISON	5281	DENTAL	350.00	350.00	350.00	-	0.00%
K-12 HOME TO SCH LIAISON	5292	LIFE	12.96	12.96	13.35	0.39	3.01%
K-12 HOME TO SCH LIAISON	5294	LTD	149.52	157.07	137.16	(19.91)	-12.68%
K-12 HOME TO SCH LIAISON	5581	TRAVEL	1,200.00	1,200.00	-	(1,200.00)	-100.00%
			<b>72,105.86</b>	<b>81,731.92</b>	<b>70,973.46</b>	<b>(10,758.46)</b>	<b>-13.16%</b>
PARENT ENGAGE & HOMELESS	5171	TECHNICAL/PROFESSNL STFF		200.00	-	(200.00)	-100.00%
PARENT ENGAGE & HOMELESS	5220	FICA		16.56	-	(16.56)	-100.00%
PARENT ENGAGE & HOMELESS	5611	GENERAL SUPPLIES		2,869.58	-	(2,869.58)	-100.00%
PARENT ENGAGE & HOMELESS	5612	GENERAL SUPPS - LOCAL		826.44	-	(826.44)	-100.00%
PARENT ENGAGE & HOMELESS	5641	BOOKS AND PERIODICALS		5,019.41	-	(5,019.41)	-100.00%
				<b>8,931.99</b>		<b>(8,931.99)</b>	<b>-100.00%</b>
INSTRUCT STAFF TRAINING	5331	EMP TRAINING/DEVELOP	<b>64,000.00</b>	-	-	-	-
COMPASS STAFF TRAINING	5331	EMP TRAINING/DEVELOP	11,064.00	-	-	-	-
			<b>11,064.00</b>				
MATH CONSULTANTS	5322	PROF EDUC SERV - LOCAL	<b>25,000.00</b>				
MENTORING	5111	TEACHERS	19,919.00	37,115.00	-	(37,115.00)	-100.00%
MENTORING	5220	FICA	1,524.00	2,839.30	-	(2,839.30)	-100.00%
MENTORING	5233	VSTRS--PENSION PAYMENTS	2,988.00	7,107.52	-	(7,107.52)	-100.00%
MENTORING	5271	WORKERS COMPENSATION	139.00	209.00	-	(209.00)	-100.00%
MENTORING	5321	PROFESSIONAL EDU SERVICES		139,275.00	-	(139,275.00)	-100.00%
			<b>24,570.00</b>	<b>186,545.82</b>		<b>(186,545.82)</b>	<b>-100.00%</b>
COMPASS/KH	5111	TEACHERS			92,790.20	92,790.20	
COMPASS/KH	5211	HEALTH INSURANCE			6,975.36	6,975.36	
COMPASS/KH	5217	FSA, HRA & HSA ADMIN FEES			-	41.40	41.40
COMPASS/KH	5219	HRA			1,600.00	1,600.00	
COMPASS/KH	5220	FICA			-	7,098.45	7,098.45
COMPASS/KH	5233	VSTRS--PENSION PAYMENTS			-	17,769.32	17,769.32
COMPASS/KH	5271	WORKERS COMPENSATION			-	556.74	556.74
COMPASS/KH	5281	DENTAL			-	350.00	350.00
COMPASS/KH	5292	LIFE			-	21.36	21.36
COMPASS/KH	5294	LTD			-	334.04	334.04
COMPASS/KH	5295	CASH IN LIEU			-	2,000.00	2,000.00

(62)



FY21 WNESU PROPOSED BUDGET EXPENDITURES

BUDGET UNIT Title	Account	Account Title	FY19 BUDGET	FY20 BUDGET	FY21 PROPOSED BUDGET	VARIANCE	VARIANCE %
COMPASS/KH	5330	EMP TRAINING/DEVELOP		-	-	-	
					<b>129,536.87</b>	<b>129,536.87</b>	
						-	
RESTORATIVE JUSTICE	5161	CLERICAL		-	-	-	
RESTORATIVE JUSTICE	5181	NON-CLERICAL GENERALISTS		-	75,000.00	75,000.00	
RESTORATIVE JUSTICE	5211	HEALTH INSURANCE		-	23,701.44	23,701.44	
RESTORATIVE JUSTICE	5217	FSA, HRA & HSA ADMIN FEES		-	41.40	41.40	
RESTORATIVE JUSTICE	5220	FICA		-	5,737.50	5,737.50	
RESTORATIVE JUSTICE	5234	VMERS			4,312.50	4,312.50	
RESTORATIVE JUSTICE	5281	DENTAL			350.16	350.16	
RESTORATIVE JUSTICE	5292	LIFE			12.96	12.96	
RESTORATIVE JUSTICE	5294	LTD			243.72	243.72	
					<b>109,399.68</b>	<b>109,399.68</b>	
						-	
STEM COORDINATOR	5111	TEACHERS		67,922.00	68,941.00	1,019.00	1.50%
STEM COORDINATOR	5211	HEALTH INSURANCE		13,427.43	24,641.52	11,214.09	83.52%
STEM COORDINATOR	5217	FSA, HRA & HSA ADMIN FEES		82.80	41.40	(41.40)	-50.00%
STEM COORDINATOR	5219	HRA		2,800.00	2,800.00	-	0.00%
STEM COORDINATOR	5220	FICA		5,196.03	5,273.98	77.95	1.50%
STEM COORDINATOR	5233	VSTRS--PENSION PAYMENTS		13,007.06	4,623.99	(8,383.07)	-64.45%
STEM COORDINATOR	5271	WORKERS COMPENSATION		462.41	413.65	(48.76)	-10.54%
STEM COORDINATOR	5281	DENTAL		350.00	350.16	0.16	0.05%
STEM COORDINATOR	5292	LIFE		12.96	12.96	-	0.00%
STEM COORDINATOR	5294	LTD		220.75	224.06	3.31	1.50%
				<b>103,481.44</b>	<b>107,322.72</b>	<b>3,841.28</b>	<b>3.71%</b>
						-	
TITLE IV GRANT MANAGER	5141	ADMINISTRATION		-	50,323.00	50,323.00	
TITLE IV GRANT MANAGER	5211	HEALTH INSURANCE		-	8,378.04	8,378.04	
TITLE IV GRANT MANAGER	5217	FSA, HRA & HSA ADMIN FEES			20.70	20.70	
TITLE IV GRANT MANAGER	5219	HRA		-	623.12	623.12	
TITLE IV GRANT MANAGER	5220	FICA			3,849.71	3,849.71	
TITLE IV GRANT MANAGER	5233	VSTRS--PENSION PAYMENTS			9,636.85	9,636.85	
TITLE IV GRANT MANAGER	5271	WORKERS COMPENSATION		-	301.94	301.94	
TITLE IV GRANT MANAGER	5281	DENTAL		-	175.00	175.00	
TITLE IV GRANT MANAGER	5292	LIFE		-	6.68	6.68	
TITLE IV GRANT MANAGER	5294	LTD		-	181.16	181.16	
					<b>73,496.20</b>	<b>73,496.20</b>	
						-	
MAC GRANT	5171	TECHNICAL/PROFESSNL STFF			3,000.00	3,000.00	
MAC GRANT	5220	FICA		-	229.50	229.50	
MAC GRANT	5271	WORKERS COMPENSATION			18.00	18.00	
					<b>3,247.50</b>	<b>3,247.50</b>	
						-	

(63)

FY21 WNESU PROPOSED BUDGET EXPENDITURES

BUDGET UNIT Title	Account	Account Title	FY19 BUDGET	FY20 BUDGET	FY21 PROPOSED BUDGET	VARIANCE	VARIANCE %
HOMELESS GRANT	5171	TECHNICAL/PROFESSNL STFF	12,211.28	14,790.57	27,972.00	13,181.43	89.12%
HOMELESS GRANT	5220	FICA	934.16	1,131.48	2,139.86	1,008.38	89.12%
HOMELESS GRANT	5234	VMERS	671.62	850.45	1,678.32	827.87	97.34%
HOMELESS GRANT	5271	WORKERS COMPENSATION	84.97	100.58	167.83	67.25	66.86%
HOMELESS GRANT	5292	LIFE	5.18	5.18	9.35	4.17	80.50%
HOMELESS GRANT	5294	LTD	39.69	48.07	100.70	52.63	109.49%
HOMELESS GRANT	5611	GENERAL SUPPLIES	250.00	3,073.67	-	(3,073.67)	-100.00%
			<b>14,196.90</b>	<b>20,000.00</b>	<b>32,068.06</b>	<b>12,068.06</b>	<b>60.34%</b>
						-	
TOBACCO COORD.	5171	TECHNICAL/PROFESSNL STFF	9,991.93	20,887.15	14,653.39	(6,233.76)	-29.84%
TOBACCO COORD.	5220	FICA	764.38	1,597.86	1,120.99	(476.87)	-29.84%
TOBACCO COORD.	5234	VMERS	549.56	1,187.63	551.45	(636.18)	-53.57%
TOBACCO COORD.	5271	WORKERS COMPENSATION	69.52	69.64	87.92	18.28	26.25%
TOBACCO COORD.	5292	LIFE	2.75	7.03	8.02	0.99	14.08%
TOBACCO COORD.	5294	LTD	27.05	65.06	52.76	(12.30)	-18.91%
TOBACCO COORD.	5321	PROFESSIONAL EDU SERVICES	8,600.00	3,000.00	-	(3,000.00)	-100.00%
TOBACCO COORD.	5530	COMMUNICATIONS		610.00	-	(610.00)	-100.00%
TOBACCO COORD.	5581	TRAVEL	250.00	250.00	-	(250.00)	-100.00%
TOBACCO COORD.	5611	GENERAL SUPPLIES	8,800.00	1,990.82	-	(1,990.82)	-100.00%
TOBACCO COORD.	5641	BOOKS AND PERIODICALS	334.81	334.81	-	(334.81)	-100.00%
TOBACCO COORD.	5811	DUES AND FEES - STAFF	610.00	-	-	-	
			<b>30,000.00</b>	<b>30,000.00</b>	<b>16,474.53</b>	<b>(13,525.47)</b>	<b>-45.08%</b>
						-	
SAP COUNSELOR	5171	TECHNICAL/PROFESSNL STFF	26,340.23	28,494.79	17,134.99	(11,359.80)	-39.87%
SAP COUNSELOR	5220	FICA	2,015.03	2,179.85	1,310.83	(869.02)	-39.87%
SAP COUNSELOR	5234	VMERS	1,448.71	1,636.52	-	(1,636.52)	-100.00%
SAP COUNSELOR	5251	TUITION REIMBURSEMENT	200.00	-	-	-	
SAP COUNSELOR	5271	WORKERS COMPENSATION	183.28	183.58	102.81	(80.77)	-44.00%
SAP COUNSELOR	5292	LIFE	7.25	11.21	9.37	(1.84)	-16.41%
SAP COUNSELOR	5294	LTD	71.32	113.23	61.69	(51.54)	-45.52%
SAP COUNSELOR	5581	TRAVEL	250.00		-	-	
SAP COUNSELOR	5611	GENERAL SUPPLIES	1,500.00		-	-	
SAP COUNSELOR MENTORING	5311	OFFICIAL/ADMIN SERVICES	500.00	1,125.00	-	(1,125.00)	-100.00%
			<b>32,515.82</b>	<b>33,744.18</b>	<b>18,619.69</b>	<b>(15,124.49)</b>	<b>-44.82%</b>
						-	
FISCAL SERVICES	5311	OFFICIAL/ADMIN SERVICES	<b>1,100.00</b>	-	-	-	
						-	
						-	
ADAPTIVE PHYS ED	5111	TEACHERS	5,554.86	5,784.21	6,073.23	289.02	5.00%
ADAPTIVE PHYS ED	5211	HEALTH INSURANCE	733.26	779.43	-	(779.43)	-100.00%
ADAPTIVE PHYS ED	5217	FSA, HRA & HSA ADMIN FEES	-	6.56	-	(6.56)	-100.00%
ADAPTIVE PHYS ED	5219	HRA	169.54	176.54	-	(176.54)	-100.00%
ADAPTIVE PHYS ED	5220	FICA	424.95	442.49	464.60	22.11	5.00%

(64)

FY21 WNESU PROPOSED BUDGET EXPENDITURES

BUDGET UNIT Title	Account	Account Title	FY19 BUDGET	FY20 BUDGET	FY21 PROPOSED BUDGET	VARIANCE	VARIANCE %
ADAPTIVE PHYS ED	5233	VSTRS--PENSION PAYMENTS	833.23	1,107.68	-	(1,107.68)	-100.00%
ADAPTIVE PHYS ED	5271	WORKERS COMPENSATION	38.65	39.33	-	(39.33)	-100.00%
ADAPTIVE PHYS ED	5281	DENTAL	42.39	44.14	-	(44.14)	-100.00%
ADAPTIVE PHYS ED	5292	LIFE	1.57	1.98	-	(1.98)	-100.00%
ADAPTIVE PHYS ED	5294	LTD	18.05	18.84	-	(18.84)	-100.00%
ADAPTIVE PHYS ED	5611	GENERAL SUPPLIES	2,500.00	-	-	-	-
			<b>10,316.50</b>	<b>8,401.20</b>	<b>6,537.83</b>	<b>(1,863.37)</b>	<b>-22.18%</b>
				-	-	-	-
WEST SP ED TEACHER	5111	TEACHERS	46,864.00	-	-	-	-
WEST SP ED TEACHER	5211	HEALTH INSURANCE	4,732.76	-	-	-	-
WEST SP ED TEACHER	5217	FSA, HRA & HSA ADMIN FEES	34.50	-	-	-	-
WEST SP ED TEACHER	5219	HRA	-	-	-	-	-
WEST SP ED TEACHER	5220	FICA	3,585.10	-	-	-	-
WEST SP ED TEACHER	5233	VSTRS--PENSION PAYMENTS	6,364.02	-	-	-	-
WEST SP ED TEACHER	5271	WORKERS COMPENSATION	-	-	-	-	-
WEST SP ED TEACHER	5281	DENTAL	291.70	-	-	-	-
WEST SP ED TEACHER	5292	LIFE	10.80	-	-	-	-
WEST SP ED TEACHER	5294	LTD	126.90	-	-	-	-
WEST SP ED TEACHER	5611	GENERAL SUPPLIES	-	-	-	-	-
			<b>62,009.78</b>	-	-	-	-
				-	-	-	-
ECSP TEACHERS	5111	TEACHERS	121,290.20	-	170,981.40	170,981.40	
ECSP TEACHERS	5211	HEALTH INSURANCE	10,396.71	-	24,192.24	24,192.24	
ECSP TEACHERS	5217	FSA, HRA & HSA ADMIN FEES	-	-	120.75	120.75	
ECSP TEACHERS	5219	HRA	2,800.00	-	-	-	
ECSP TEACHERS	5220	FICA	9,309.30	-	13,080.07	13,080.07	
ECSP TEACHERS	5233	VSTRS--PENSION PAYMENTS	18,253.53	-	7,544.22	7,544.22	
ECSP TEACHERS	5271	WORKERS COMPENSATION	846.72	-	-	-	
ECSP TEACHERS	5281	DENTAL	630.00	-	881.03	881.03	
ECSP TEACHERS	5292	LIFE	23.33	-	37.80	37.80	
ECSP TEACHERS	5294	LTD	395.49	-	539.03	539.03	
ECSP TEACHERS	5295	CASH IN LIEU	400.00	-	-	-	
			<b>164,345.28</b>	-	<b>217,376.54</b>	<b>217,376.54</b>	
				-	-	-	
ECSP MEDICAL SERVICES	5341	OTHER PROFESSNL SERVICES	<b>1,000.00</b>	-	-	-	
				-	-	-	
				-	-	-	
ECSP PSYCH SERVICES	5341	OTHER PROFESSNL SERVICES	<b>6,000.00</b>	-	-	-	
				-	-	-	
				-	-	-	
IDEA-B PRESCHOOL	5111	TEACHERS	-	121,290.20	-	(121,290.20)	-100.00%
IDEA-B PRESCHOOL	5211	HEALTH INSURANCE	-	17,154.35	-	(17,154.35)	-100.00%
IDEA-B PRESCHOOL	5217	FSA, HRA & HSA ADMIN FEES	-	41.40	-	(41.40)	-100.00%

(65)

FY21 WNESU PROPOSED BUDGET EXPENDITURES

BUDGET UNIT Title	Account	Account Title	FY19 BUDGET	FY20 BUDGET	FY21 PROPOSED BUDGET	VARIANCE	VARIANCE %
IDEA-B PRESCHOOL	5219	HRA		2,800.00	-	(2,800.00)	-100.00%
IDEA-B PRESCHOOL	5220	FICA		9,309.30	-	(9,309.30)	-100.00%
IDEA-B PRESCHOOL	5233	VSTRS--PENSION PAYMENTS		23,303.67	-	(23,303.67)	-100.00%
IDEA-B PRESCHOOL	5271	WORKERS COMPENSATION		824.77	-	(824.77)	-100.00%
IDEA-B PRESCHOOL	5281	DENTAL		630.00	-	(630.00)	-100.00%
IDEA-B PRESCHOOL	5292	LIFE		25.92	-	(25.92)	-100.00%
IDEA-B PRESCHOOL	5294	LTD		394.24	-	(394.24)	-100.00%
IDEA-B PRESCHOOL	5611	GENERAL SUPPLIES		2,000.00	-	(2,000.00)	-100.00%
IDEA-B PRESCHOOL	5641	BOOKS AND PERIODICALS			-	-	
				<b>177,773.85</b>		<b>(177,773.85)</b>	<b>-100.00%</b>
ECSP MEDICAL SERVICES	5341	OTHER PROFESSNL SERVICES		<b>1,000.00</b>	-	<b>(1,000.00)</b>	<b>-100.00%</b>
				-		-	
ECSE PSYCH SERVICES	5341	OTHER PROFESSNL SERVICES		<b>6,000.00</b>	-	<b>(6,000.00)</b>	<b>-100.00%</b>
				-		-	
IDEA-B	5611	GENERAL SUPPLIES	2,000.00		-	-	
IDEA-B	5651	SUPPLIES-TECH RELATED	-		-	-	
			<b>2,000.00</b>			-	
MEDICAL PROVIDER	5341	OTHER PROFESSNL SERVICES	<b>7,000.00</b>	<b>7,000.00</b>	-	<b>(7,000.00)</b>	<b>-100.00%</b>
						-	
PSYCHOLOGICAL SERVICES	5171	TECHNICAL/PROFESSNL STFF	41,001.67	42,026.71	-	<b>(42,026.71)</b>	<b>-100.00%</b>
PSYCHOLOGICAL SERVICES	5211	HEALTH INSURANCE	16,772.29	18,191.70	-	<b>(18,191.70)</b>	<b>-100.00%</b>
PSYCHOLOGICAL SERVICES	5219	HRA	2,800.00	2,841.70	-	<b>(2,841.70)</b>	<b>-100.00%</b>
PSYCHOLOGICAL SERVICES	5220	FICA	3,136.63	3,215.05	-	<b>(3,215.05)</b>	<b>-100.00%</b>
PSYCHOLOGICAL SERVICES	5234	VMERS	2,255.09	2,416.54	-	<b>(2,416.54)</b>	<b>-100.00%</b>
PSYCHOLOGICAL SERVICES	5271	WORKERS COMPENSATION	285.29	285.78	-	<b>(285.78)</b>	<b>-100.00%</b>
PSYCHOLOGICAL SERVICES	5281	DENTAL	300.00	550.00	-	<b>(550.00)</b>	<b>-100.00%</b>
PSYCHOLOGICAL SERVICES	5292	LIFE	12.96	12.96	-	<b>(12.96)</b>	<b>-100.00%</b>
PSYCHOLOGICAL SERVICES	5294	LTD	133.26	136.59	-	<b>(136.59)</b>	<b>-100.00%</b>
PSYCHOLOGICAL SERVICES	5341	OTHER PROFESSNL SERVICES	21,800.00	22,000.00	-	<b>(22,000.00)</b>	<b>-100.00%</b>
PSYCHOLOGICAL SERVICES	5581	TRAVEL	4,000.00	4,000.00	-	<b>(4,000.00)</b>	<b>-100.00%</b>
PSYCHOLOGICAL SERVICES	5611	GENERAL SUPPLIES	1,000.00	1,000.00	-	<b>(1,000.00)</b>	<b>-100.00%</b>
			<b>93,497.19</b>	<b>96,677.03</b>		<b>(96,677.03)</b>	<b>-100.00%</b>
SLP ASSISTANT	5121	PARAEDUCATOR		24,977.16	-	<b>(24,977.16)</b>	<b>-100.00%</b>
SLP ASSISTANT	5171	TECHNICAL/PROFESSNL STFF		-	54,154.13	54,154.13	
SLP ASSISTANT	5211	HEALTH INSURANCE		14,134.34	27,928.08	13,793.74	97.59%
SLP ASSISTANT	5217	FSA, HRA & HSA ADMIN FEES		-	48.30	48.30	
SLP ASSISTANT	5219	HRA		2,841.40	-	<b>(2,841.40)</b>	<b>-100.00%</b>

(66)

FY21 WNESU PROPOSED BUDGET EXPENDITURES

BUDGET UNIT Title	Account	Account Title	FY19 BUDGET	FY20 BUDGET	FY21 PROPOSED BUDGET	VARIANCE	VARIANCE %
SLP ASSISTANT	5220	FICA		1,910.75	4,142.79	2,232.04	116.81%
SLP ASSISTANT	5234	VMERS		1,436.19	3,185.12	1,748.93	121.78%
SLP ASSISTANT	5271	WORKERS COMPENSATION		170.04	-	(170.04)	-100.00%
SLP ASSISTANT	5281	DENTAL		300.00	600.00	300.00	100.00%
SLP ASSISTANT	5292	LIFE		12.96	25.92	12.96	100.00%
SLP ASSISTANT	5294	LTD		81.12	175.90	94.78	116.84%
				<b>45,863.96</b>	<b>90,260.24</b>	<b>44,396.28</b>	<b>96.80%</b>
						-	
OT SUPPLIES	5611	GENERAL SUPPLIES	500.00	500.00	-	(500.00)	-100.00%
			<b>500.00</b>	<b>500.00</b>		<b>(500.00)</b>	<b>-100.00%</b>
						-	
STAFF TRAINING	5121	PARAEDUCATOR	6,000.00	6,000.00	-	(6,000.00)	-100.00%
STAFF TRAINING	5220	FICA	459.00	-	-	-	
STAFF TRAINING	5234	VMERS	330.00	-	-	-	
STAFF TRAINING	5271	WORKERS COMPENSATION	42.00	-	-	-	
STAFF TRAINING	5331	EMP TRAINING/DEVELOP	7,000.00	7,000.00	-	(7,000.00)	-100.00%
STAFF TRAINING	5641	BOOKS AND PERIODICALS		-	-	-	
			<b>13,831.00</b>	<b>13,000.00</b>		<b>(13,000.00)</b>	<b>-100.00%</b>
						-	
SPECIAL ED ADMIN	5141	ADMINISTRATION	95,849.00	70,000.00	-	(70,000.00)	-100.00%
SPECIAL ED ADMIN	5151	MID-MANAGEMENT/SUPERVISOR		-	70,300.00	70,300.00	
SPECIAL ED ADMIN	5161	CLERICAL	7,491.74	7,650.24	-	(7,650.24)	-100.00%
SPECIAL ED ADMIN	5211	HEALTH INSURANCE	12,582.41	21,365.09	22,815.84	1,450.75	6.79%
SPECIAL ED ADMIN	5217	FSA, HRA & HSA ADMIN FEES	-	47.40	41.40	(6.00)	-12.66%
SPECIAL ED ADMIN	5218	HSA	2,530.00	-	-	-	
SPECIAL ED ADMIN	5219	HRA	-	3,030.00	3,200.00	170.00	5.61%
SPECIAL ED ADMIN	5220	FICA	7,905.57	5,940.24	5,377.95	(562.29)	-9.47%
SPECIAL ED ADMIN	5233	VSTRS--PENSION PAYMENTS	19,877.35	13,405.00	13,462.45	57.45	0.43%
SPECIAL ED ADMIN	5234	VMERS	412.05	439.89	-	(439.89)	-100.00%
SPECIAL ED ADMIN	5270	TUITION REIMBURSEMENT		1,000.00			
SPECIAL ED ADMIN	5271	WORKERS COMPENSATION	719.05	528.58	421.80	(106.78)	-20.20%
SPECIAL ED ADMIN	5281	DENTAL	420.00	420.00	350.00	(70.00)	-16.67%
SPECIAL ED ADMIN	5292	LIFE	28.51	15.55	13.35	(2.20)	-14.15%
SPECIAL ED ADMIN	5294	LTD	353.75	252.36	253.08	0.72	0.29%
SPECIAL ED ADMIN	5321	PROFESSIONAL EDU SERVICES	7,000.00	7,000.00	-	(7,000.00)	-100.00%
SPECIAL ED ADMIN	5611	GENERAL SUPPLIES	15,000.00	20,000.00	-	(20,000.00)	-100.00%
			<b>170,169.43</b>	<b>151,094.35</b>	<b>116,235.87</b>	<b>(34,858.48)</b>	<b>-23.07%</b>
						-	
IDEA-B P.S. ISP SPEECH	5111	TEACHERS	1,000.00				
IDEA-B P.S. ISP SPEECH	5220	FICA	76.50				
IDEA-B P.S. ISP SPEECH	5233	VSTRS--PENSION PAYMENTS	135.80				
IDEA-B P.S. ISP SPEECH	5271	WORKERS COMPENSATION	7.00				
			<b>1,219.30</b>	<b>-</b>	<b>-</b>	<b>-</b>	<b>-</b>

(67)

FY21 WNESU PROPOSED BUDGET EXPENDITURES

BUDGET UNIT Title	Account	Account Title	FY19 BUDGET	FY20 BUDGET	FY21 PROPOSED BUDGET	VARIANCE	VARIANCE %
SPECIAL ED ADMIN	5342	AUDITING SERVICES	-	500.00	-	(500.00)	-100.00%
				-		-	
ISP TUTORING	5111	TEACHERS	2,500.00	-	-	-	
ISP TUTORING	5220	FICA	191.25	-	-	-	
ISP TUTORING	5271	WORKERS COMPENSATION	18.00	-	-	-	
ISP TUTORING	5321	PROFESSIONAL EDU SERVICES	3,600.00	-	-	-	
			<b>6,309.25</b>				
IDEA-B PRESCHOOL	5611	GENERAL SUPPLIES	1,200.00	-	-	-	
IDEA-B PRESCHOOL	5641	BOOKS AND PERIODICALS	350.00	-	-	-	
			<b>1,550.00</b>				
EEC TEACHERS	5111	TEACHERS	141,979.30	181,838.00	57,795.00	(124,043.00)	-68.22%
EEC TEACHERS	5121	PARAEDUCATOR	36,300.66	42,726.15	63,859.75	21,133.60	49.46%
EEC TEACHERS	5211	HEALTH INSURANCE	22,370.74	47,622.78	25,033.44	(22,589.34)	-47.43%
EEC TEACHERS	5217	FSA, HRA & HSA ADMIN FEES	-	131.10	82.80	(48.30)	-36.84%
EEC TEACHERS	5219	HRA	4,704.00	7,000.00	4,800.00	(2,200.00)	-31.43%
EEC TEACHERS	5220	FICA	13,638.42	17,179.15	9,306.59	(7,872.56)	-45.83%
EEC TEACHERS	5234	VMERS	1,996.54	2,456.78	3,831.59	1,374.81	55.96%
EEC TEACHERS	5251	TUITION REIMBURSEMENT	1,050.00	1,050.00	1,050.00	-	0.00%
EEC TEACHERS	5271	WORKERS COMPENSATION	1,240.47	1,528.84	729.93	(798.91)	-52.26%
EEC TEACHERS	5281	DENTAL	1,317.31	1,329.17	950.00	(379.17)	-28.53%
EEC TEACHERS	5292	LIFE	54.17	64.80	53.40	(11.40)	-17.59%
EEC TEACHERS	5294	LTD	579.41	729.84	437.96	(291.88)	-39.99%
EEC TEACHERS	5295	CASH IN LIEU	-	-	2,000.00	2,000.00	
EEC TEACHERS	5321	PROFESSIONAL EDU SERVICES	450.00	450.00	450.00	-	0.00%
EEC TEACHERS	5441	RENTALS-LAND/BUILDINGS	150.00	150.00	150.00	-	0.00%
EEC TEACHERS	5531	COMMUNICATIONS	1,500.00	1,500.00	600.00	(900.00)	-60.00%
EEC TEACHERS	5581	TRAVEL	1,000.00	1,000.00	500.00	(500.00)	-50.00%
EEC TEACHERS	5611	GENERAL SUPPLIES	4,950.00	7,200.00	4,600.00	(2,600.00)	-36.11%
EEC TEACHERS	5631	FOOD	4,500.00	5,000.00	4,000.00	(1,000.00)	-20.00%
EEC TEACHERS	5641	BOOKS AND PERIODICALS	300.00	200.00	200.00	-	0.00%
EEC TEACHERS	5811	DUES AND FEES - STAFF	1,500.00	1,300.00	1,300.00	-	0.00%
			<b>239,581.02</b>	<b>320,456.61</b>	<b>181,730.46</b>	<b>(138,726.15)</b>	<b>-43.29%</b>
EARLY ED ADMIN.	5141	ADMINISTRATION	9,900.00	9,900.00	81,584.00	71,684.00	724.08%
EARLY ED ADMIN.	5161	CLERICAL	7,882.88	5,251.58	23,540.70	18,289.12	348.26%
EARLY ED ADMIN.	5211	HEALTH INSURANCE	-	-	14,009.28	14,009.28	
EARLY ED ADMIN.	5217	FSA, HRA & HSA ADMIN FEES	-	-	41.40	41.40	
EARLY ED ADMIN.	5220	FICA	1,360.39	1,159.10	8,042.04	6,882.94	593.82%
EARLY ED ADMIN.	5271	WORKERS COMPENSATION	123.73	103.15	630.74	527.59	511.48%

(689)

FY21 WNESU PROPOSED BUDGET EXPENDITURES

BUDGET UNIT Title	Account	Account Title	FY19 BUDGET	FY20 BUDGET	FY21 PROPOSED BUDGET	VARIANCE	VARIANCE %
EARLY ED ADMIN.	5281	DENTAL		-	350.16	350.16	
EARLY ED ADMIN.	5292	LIFE		-	13.35	13.35	
EARLY ED ADMIN.	5294	LTD		-	293.70	293.70	
			<b>19,267.00</b>	<b>16,413.83</b>	<b>128,505.37</b>	<b>112,091.54</b>	<b>682.91%</b>
EEC OP MAINT OF PLANT	5431	NONTECHNLGY REPAIR/MAINT	500.00	500.00	500.00	-	0.00%
EEC OP MAINT OF PLANT	5441	RENTALS-LAND/BUILDINGS	14,539.00	15,300.00	15,300.00	-	0.00%
EEC OP MAINT OF PLANT	5531	COMMUNICATIONS	1,200.00	-	-	-	
EEC OP MAINT OF PLANT	5611	GENERAL SUPPLIES	600.00	500.00	-	(500.00)	-100.00%
			<b>16,839.00</b>	<b>16,300.00</b>	<b>15,800.00</b>	<b>(500.00)</b>	<b>-3.07%</b>
EEC PLAYGROUND	5611	GENERAL SUPPLIES	<b>2,500.00</b>		-	-	
EEC TRANSPORTATION	5181	NON-CLERICAL GENERALISTS	1,130.00	900.00	900.00	-	0.00%
EEC TRANSPORTATION	5220	FICA	86.45	68.85	68.85	-	0.00%
EEC TRANSPORTATION	5271	WORKERS COMPENSATION	98.45	71.83	71.83	-	0.00%
EEC TRANSPORTATION	5294	LTD	3.67	3.24	3.24	-	0.00%
			<b>1,318.57</b>	<b>1,043.92</b>	<b>1,043.92</b>	<b>-</b>	<b>0.00%</b>
OUTREACH TEACHER	5111	TEACHERS	39,858.70	-	-	-	
OUTREACH TEACHER	5211	HEALTH INSURANCE	8,142.36	-	-	-	
OUTREACH TEACHER	5217	FSA, HRA & HSA ADMIN FEES	-	-	-	-	
OUTREACH TEACHER	5219	HRA	1,960.00	-	-	-	
OUTREACH TEACHER	5220	FICA	3,049.19	-	-	-	
OUTREACH TEACHER	5271	WORKERS COMPENSATION	277.34	-	-	-	
OUTREACH TEACHER	5281	DENTAL	245.00	-	-	-	
OUTREACH TEACHER	5292	LIFE	9.07	-	-	-	
OUTREACH TEACHER	5294	LTD	129.54	-	-	-	
OUTREACH TEACHER	5581	TRAVEL	1,300.00	-	-	-	
			<b>54,971.20</b>	<b>-</b>	<b>-</b>	<b>-</b>	
MEDICAID	5161	CLERICAL	51,584.78	36,358.03	37,509.60	1,151.57	3.17%
MEDICAID	5211	HEALTH INSURANCE	13,187.90	25,078.19	28,537.46	3,459.27	13.79%
MEDICAID	5217	FSA, HRA & HSA ADMIN FEES	-	53.82	41.40	(12.42)	-23.08%
MEDICAID	5219	HRA	3,220.00	1,820.00	4,160.00	2,340.00	128.57%
MEDICAID	5220	FICA	4,085.20	4,325.16	2,869.48	(1,455.68)	-33.66%
MEDICAID	5234	VMERS	2,837.16	2,090.59	2,250.58	159.99	7.65%
MEDICAID	5271	WORKERS COMPENSATION	358.63	247.53	225.06	(22.47)	-9.08%
MEDICAID	5281	DENTAL	300.00	90.00	90.00	-	0.00%
MEDICAID	5292	LIFE	16.85	16.85	17.36	0.51	3.03%
MEDICAID	5294	LTD	175.69	194.25	135.03	(59.22)	-30.49%
MEDICAID	5611	GENERAL SUPPLIES	300.00	300.00	-	(300.00)	-100.00%

(69)

FY21 WNESU PROPOSED BUDGET EXPENDITURES

BUDGET UNIT Title	Account	Account Title	FY19 BUDGET	FY20 BUDGET	FY21 PROPOSED BUDGET	VARIANCE	VARIANCE %
			76,066.21	70,574.42	75,835.97	5,261.55	7.46%
				-		-	
WNESU SUMMER SCHOOL #19	5111	TEACHERS		-	14,672.00	14,672.00	
WNESU SUMMER SCHOOL #19	5220	FICA		-	1,122.40	1,122.40	
WNESU SUMMER SCHOOL #19	5233	VSTRS--PENSION PAYMENTS		-	-	-	
				-	15,794.40	15,794.40	
				-		-	
AFTER SCHOOL ASST #21	5111	TEACHERS		-	5,994.00	5,994.00	
AFTER SCHOOL ASST #21	5220	FICA		-	458.54	458.54	
AFTER SCHOOL ASST #21	5233	VSTRS--PENSION PAYMENTS		-	1,147.85	1,147.85	
				-	7,600.39	7,600.39	
				-		-	
FOOD SERVICE	5131	SUBSTITUTES	1,760.00	1,760.00	1,760.00	-	0.00%
FOOD SERVICE	5141	ADMINISTRATION	95,334.00	60,000.00	63,736.80	3,736.80	6.23%
FOOD SERVICE	5151	MID-MANAGEMENT/SUPERVISOR	-	139,859.52	153,977.28	14,117.76	10.09%
FOOD SERVICE	5181	NON-CLERICAL GENERALISTS	166,443.00	111,698.22	129,249.76	17,551.54	15.71%
FOOD SERVICE	5182	NON-CLERICAL GEN - LOCAL	5,800.00	9,594.00	-	(9,594.00)	-100.00%
FOOD SERVICE	5183	NON-CLERICAL GEN - LOCAL	9,594.00	-	-	-	
FOOD SERVICE	5211	HEALTH INSURANCE	111,079.00	104,138.53	115,936.80	11,798.27	11.33%
FOOD SERVICE	5217	FSA, HRA & HSA ADMIN FEES	-	349.80	331.20	(18.60)	-5.32%
FOOD SERVICE	5218	HSA	-	3,450.00	3,450.00	-	0.00%
FOOD SERVICE	5219	HRA	25,704.00	12,600.00	16,000.00	3,400.00	26.98%
FOOD SERVICE	5220	FICA	21,340.00	24,702.80	26,542.73	1,839.93	7.45%
FOOD SERVICE	5234	VMERS	11,566.00	18,349.27	20,817.83	2,468.56	13.45%
FOOD SERVICE	5235	RETIREMENT - LOCAL	528.00	551.66	-	(551.66)	-100.00%
FOOD SERVICE	5236	RETIREMENT - LOCAL		-	-	-	
FOOD SERVICE	5271	WORKERS COMPENSATION	5,877.00	6,848.96	6,939.28	90.32	1.32%
FOOD SERVICE	5281	DENTAL	3,300.00	2,400.00	3,000.00	600.00	25.00%
FOOD SERVICE	5292	LIFE	168.00	155.52	160.20	4.68	3.01%
FOOD SERVICE	5294	LTD	284.00	1,012.56	1,249.07	236.51	23.36%
FOOD SERVICE	5321	PROFESSIONAL EDU SERVICES	2,000.00	1,000.00	1,500.00	500.00	50.00%
FOOD SERVICE	5352	OTHER TECHNICAL SERVICES	2,300.00	2,000.00	1,466.99	(533.01)	-26.65%
FOOD SERVICE	5427	COMPOSTING	-	-	5,000.00	5,000.00	
FOOD SERVICE	5431	NONTECHNLGY REPAIR/MAINT	8,000.00	4,000.00	2,000.00	(2,000.00)	-50.00%
FOOD SERVICE	5541	ADVERTISING		-	-	-	
FOOD SERVICE	5581	TRAVEL	2,650.00	5,000.00	2,500.00	(2,500.00)	-50.00%
FOOD SERVICE	5611	GENERAL SUPPLIES	14,230.00	15,000.00	15,000.00	-	0.00%
FOOD SERVICE	5615	GENERAL SUPPS - LOCAL	15,000.00	15,000.00	15,000.00	-	0.00%
FOOD SERVICE	5623	BOTTLED GAS	2,600.00	2,600.00	2,500.00	(100.00)	-3.85%
FOOD SERVICE	5626	GASOLINE	4,600.00	-	-	-	
FOOD SERVICE	5631	FOOD	306,300.00	300,000.00	300,000.00	-	0.00%
FOOD SERVICE	5739	OTHER EQUIPMENT		-	7,000.00	7,000.00	
FOOD SERVICE	5811	DUES AND FEES - STAFF	4,120.00	12,000.00	1,000.00	(11,000.00)	-91.67%

(70)



